

# HIV/AIDS Surveillance Report, Utah, 2009



Utah Department of Health  
Bureau of Epidemiology  
Communicable Disease Analysis and Reporting Program

# Reported HIV/AIDS Cases, Utah, 2009

**112 HIV cases**

(5.7% increase from 106 cases reported in 2008)

**77 AIDS cases**

(16.7% increase from 66 cases reported in 2008)



UTAH DEPARTMENT OF  
**HEALTH**

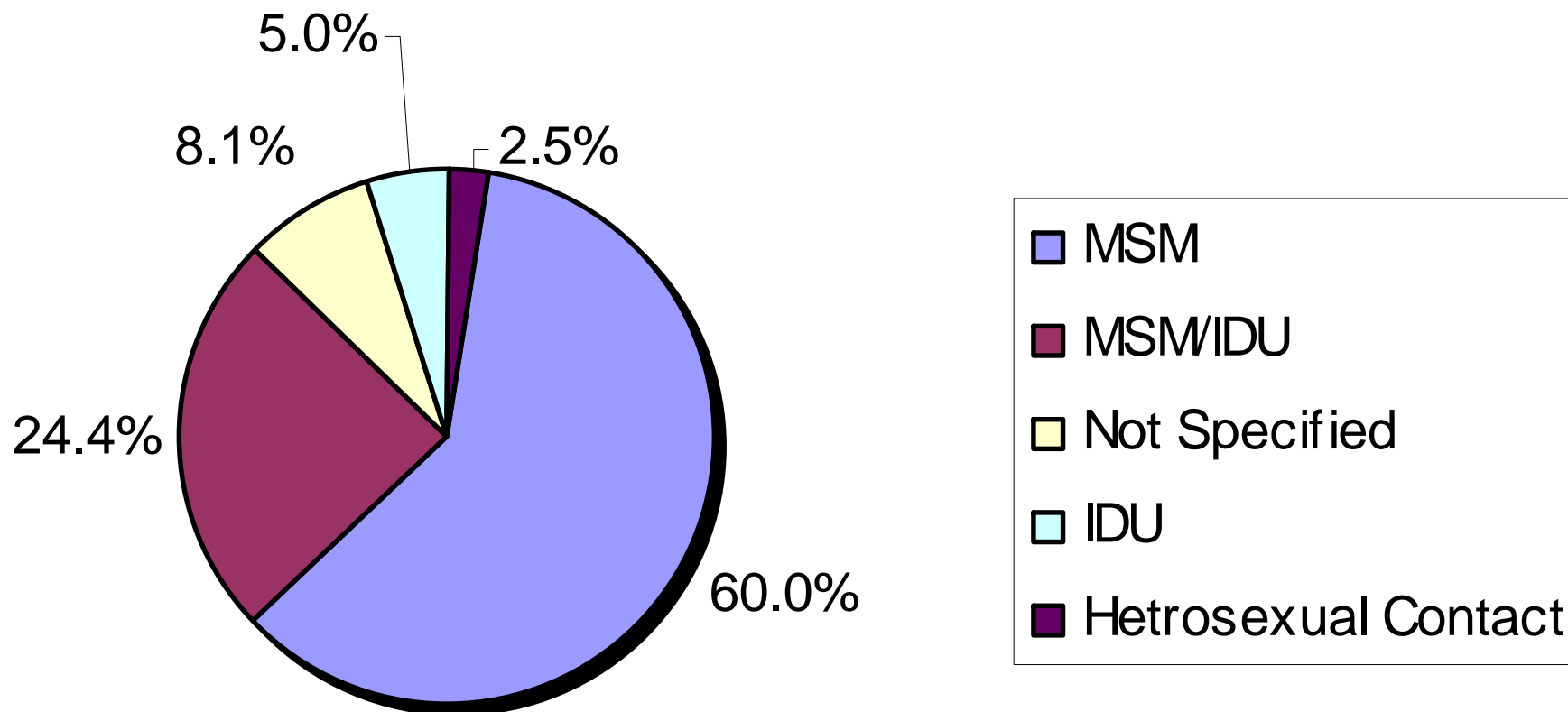
Utah Department of Health, Bureau of Epidemiology  
Communicable Disease Analysis and Reporting Program

# Reported HIV/AIDS Cases by Gender and Age, Utah, 2009

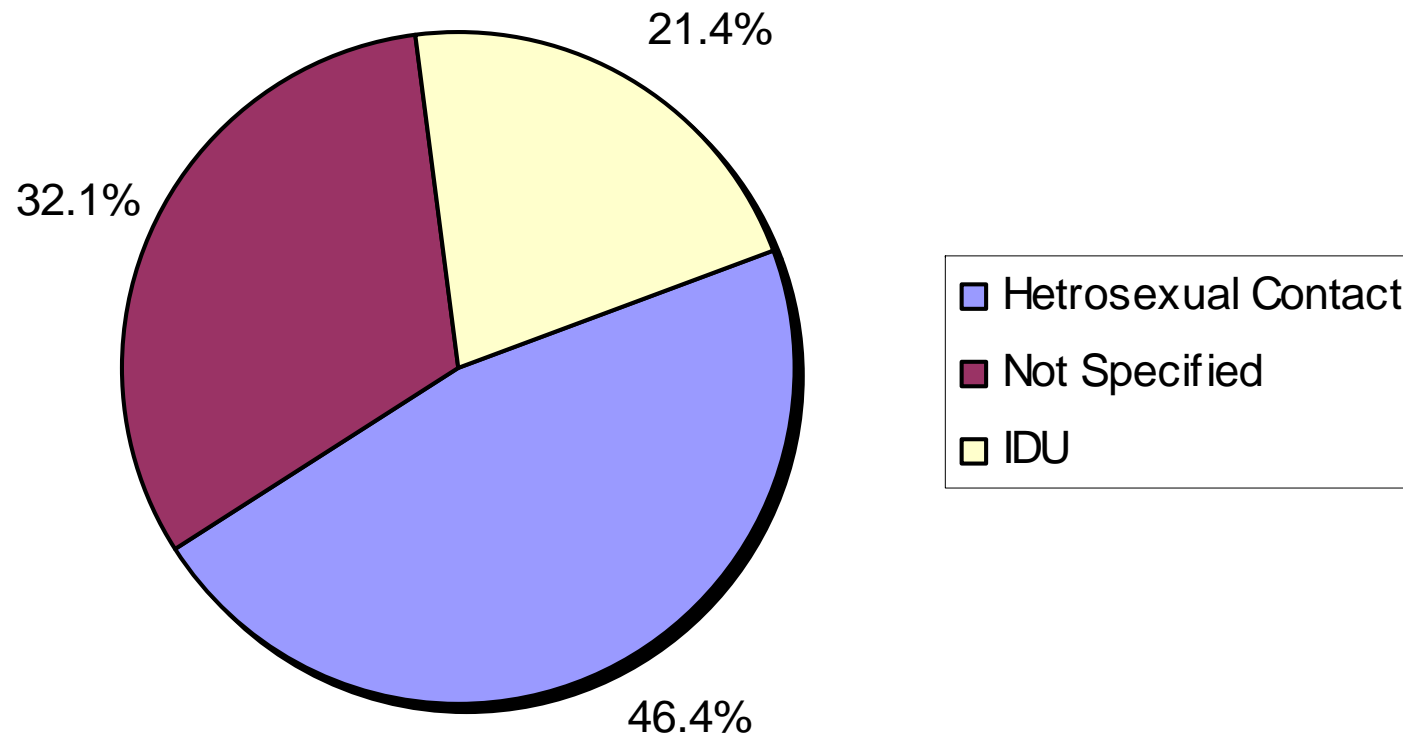
Of the 189 persons with HIV/AIDS:

- 85% are male (160)
- 15% are female (29)
  
- 1% were under the age of 20 (3)
- 61% were between the ages of 20-39 (115)
- 38% were between the ages of 40-59 (71)

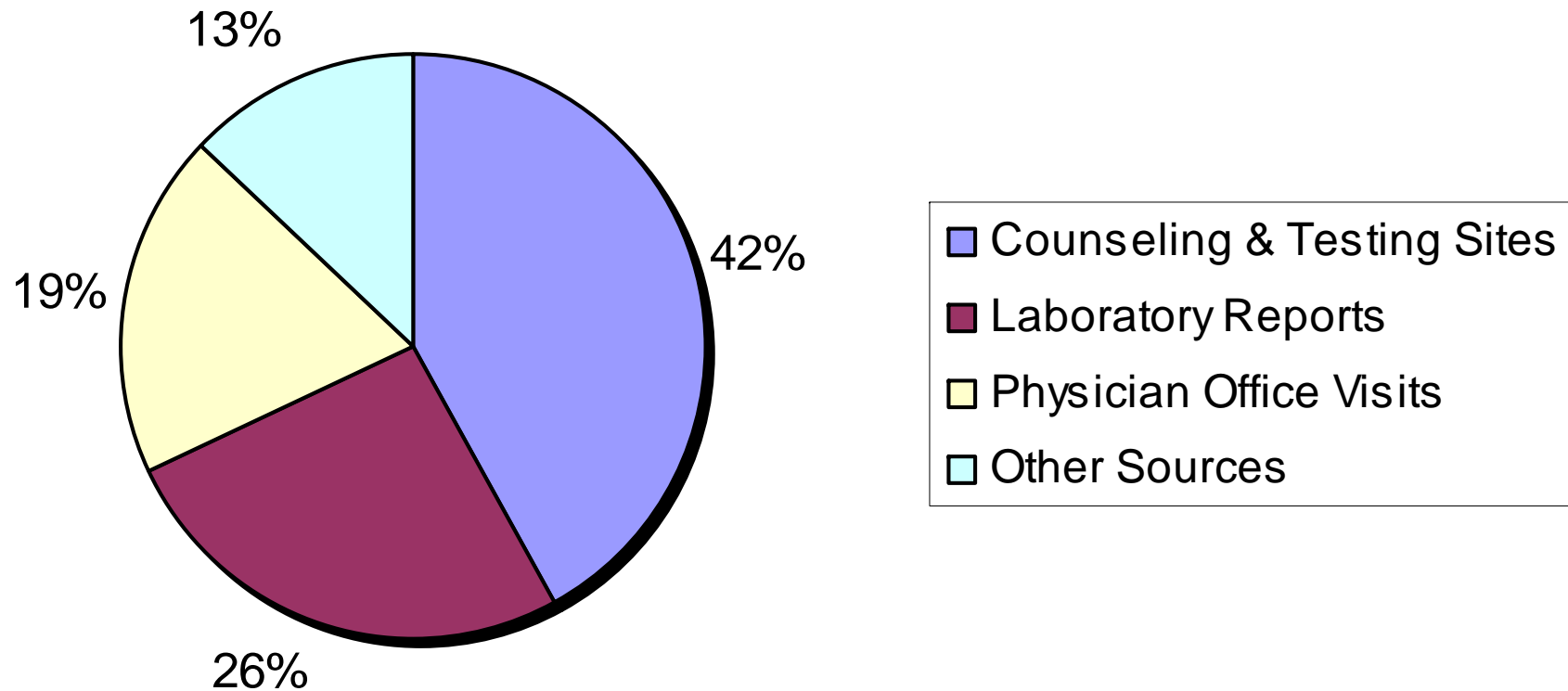
# Reported HIV/AIDS Risk Factors Among Men, Utah, 2009



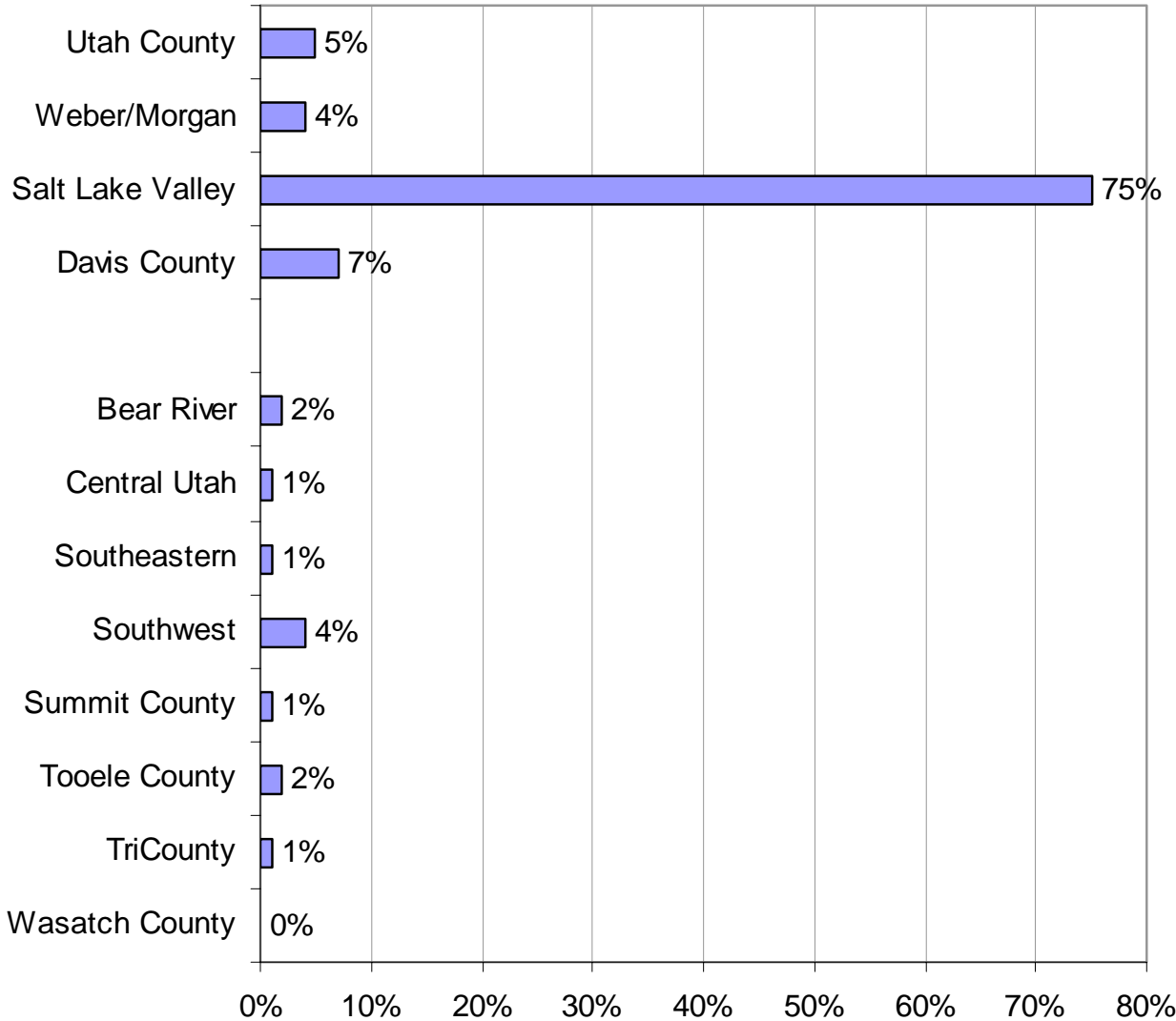
# Reported HIV/AIDS Risk Factors Among Women, Utah, 2009



# HIV Reporting Sources, Utah, 2009



# Percentages of Reported HIV/AIDS cases by Local Health District, Utah, 2009



**91% of 2009 cases live along the Wasatch Front.**

(Wasatch Front includes: Davis, Salt Lake, Utah, and Weber Counties.)

**The majority of those living in rural areas, come to Salt Lake City for medical treatment.**

Note: Percentages may not total 100% due to rounding.

## Percentages of Reported HIV/AIDS cases by Gender and Race/Ethnicity, Utah, 2009

<b>Race/Ethnicity</b>	<b>Male (%)</b>	<b>Female (%)</b>
White	67	31
Hispanic/Latino	21	21
Black/African American	6	38
Asian/Pacific Islander	2	7
Native American	1	0
Multi-Race or Unknown	3	3
<b>Total</b>	<b>100</b>	<b>100</b>

Ethnic minorities comprise 17% of Utah's Population\* but represented 25% of those newly diagnosed with HIV or AIDS in 2009

\*Utah Indicator-Based Information System (UT-IBIS)



Utah Department of Health, Bureau of Epidemiology  
Communicable Disease Analysis and Reporting Program

# Cumulative Number of Reported Cases of People Living with HIV/AIDS, Utah, 1983 – 2009

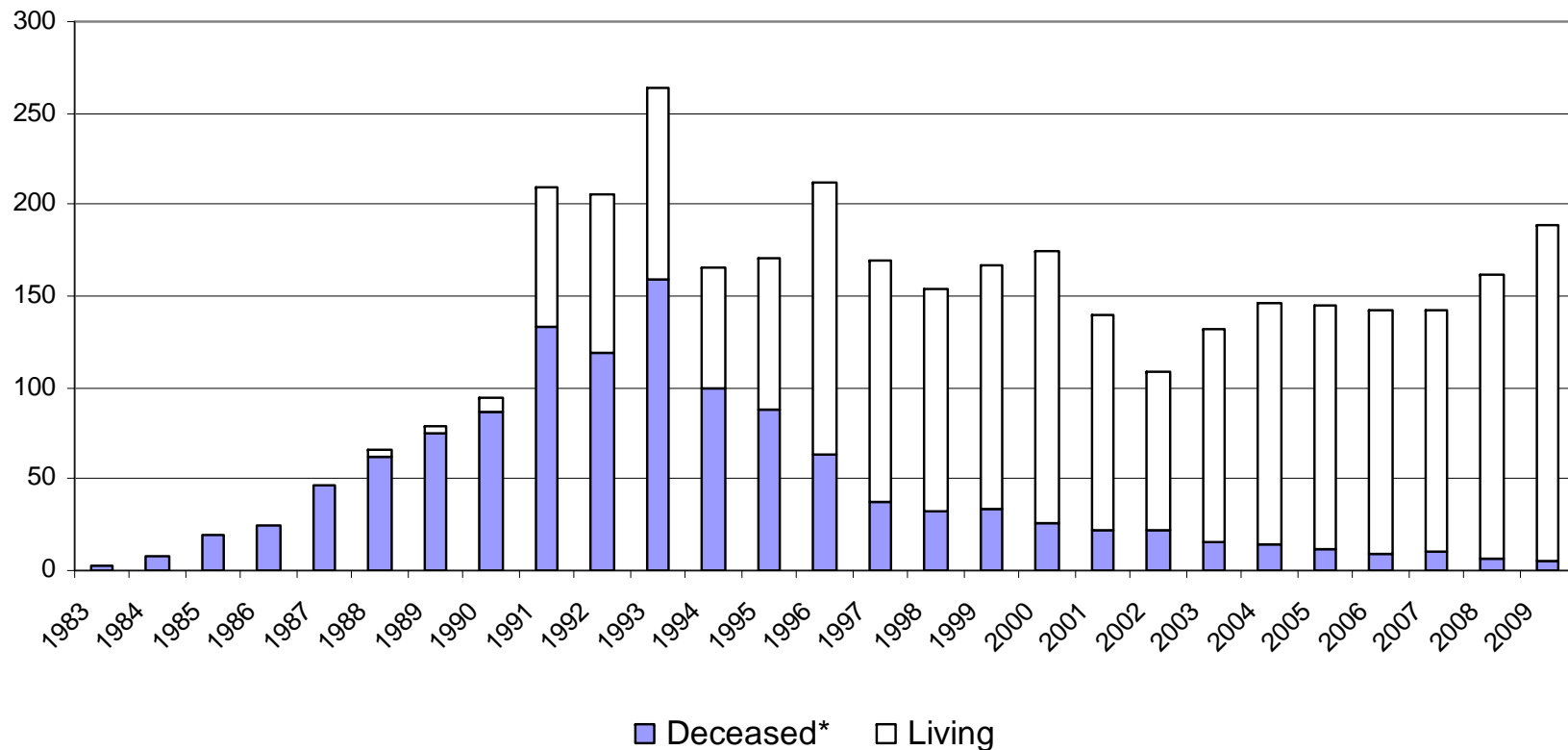
HIV Cases\*: 1,062  
AIDS Cases: 2,476

\*HIV cases do not include any case diagnosed as AIDS



Utah Department of Health, Bureau of Epidemiology  
Communicable Disease Analysis and Reporting Program

# Number of HIV/AIDS Cases Reported by Year, Utah, 1983 – 2009



\*Includes 43 deaths of HIV-positive individuals

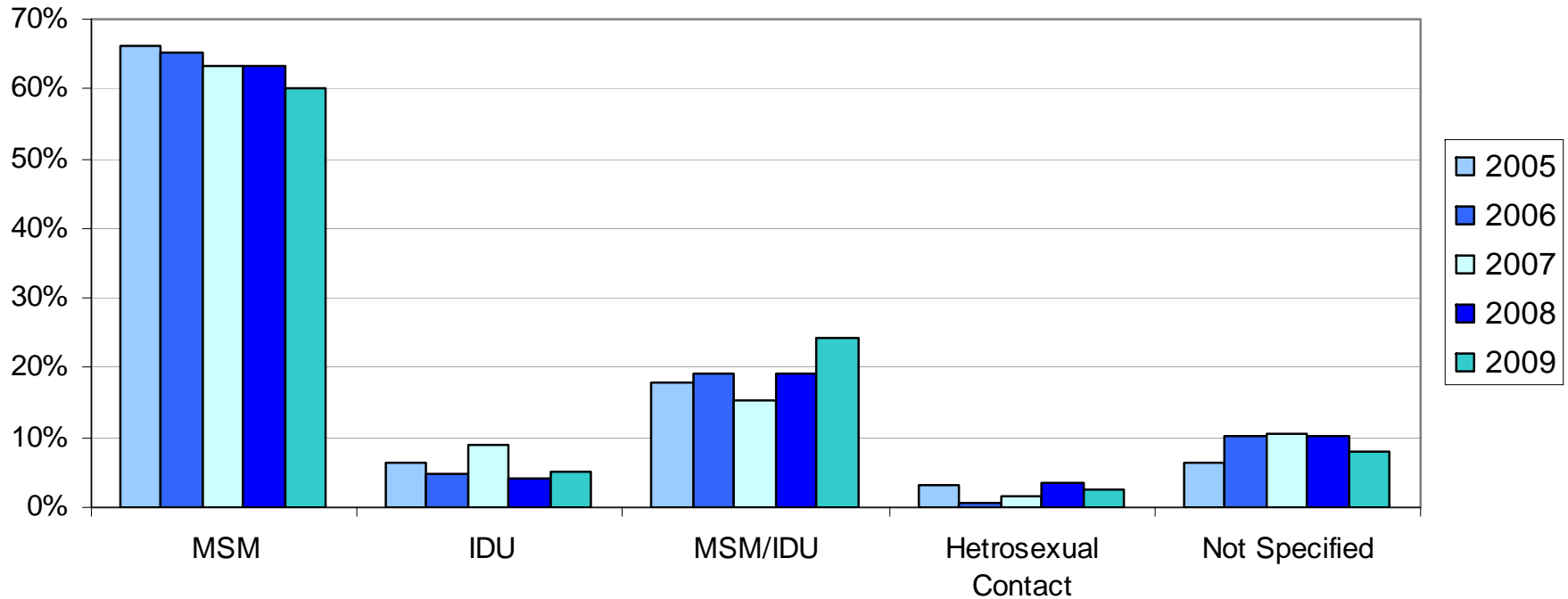


Utah Department of Health, Bureau of Epidemiology  
Communicable Disease Analysis and Reporting Program

# Reported Percentages of HIV/AIDS Cases by Demographics, Utah, 1983 – 2009

	<b>AIDS</b>	<b>HIV</b>
<b>Gender</b>	<b>Male (89%)</b> Female (11%)	<b>Male (83%)</b> Female (17%)
<b>Age</b>	<b>30-39 (44%)</b> 40-49 (26%)	<b>20-29 (37%)</b> 30-39 (36%)
<b>Race</b>	<b>White (77%)</b> Hispanic (13%) Black (7%)	<b>White (70%)</b> Hispanic (16%) Black (10%)
<b>Risk Category</b>	<b>MSM (61%)</b> IDU (16%) MSM/IDU (10%) Hetero (6%)	<b>MSM (56%)</b> MSM/IDU (14%) IDU (10%) Hetero (9%) Not Specified (12%)

# Reported Risk Factors among Men with HIV/AIDS, Utah, 2005 – 2009



Cumulative = 3,092 cases

**2005** = 124 cases

**2006** = 126 cases

**2007** = 123 cases

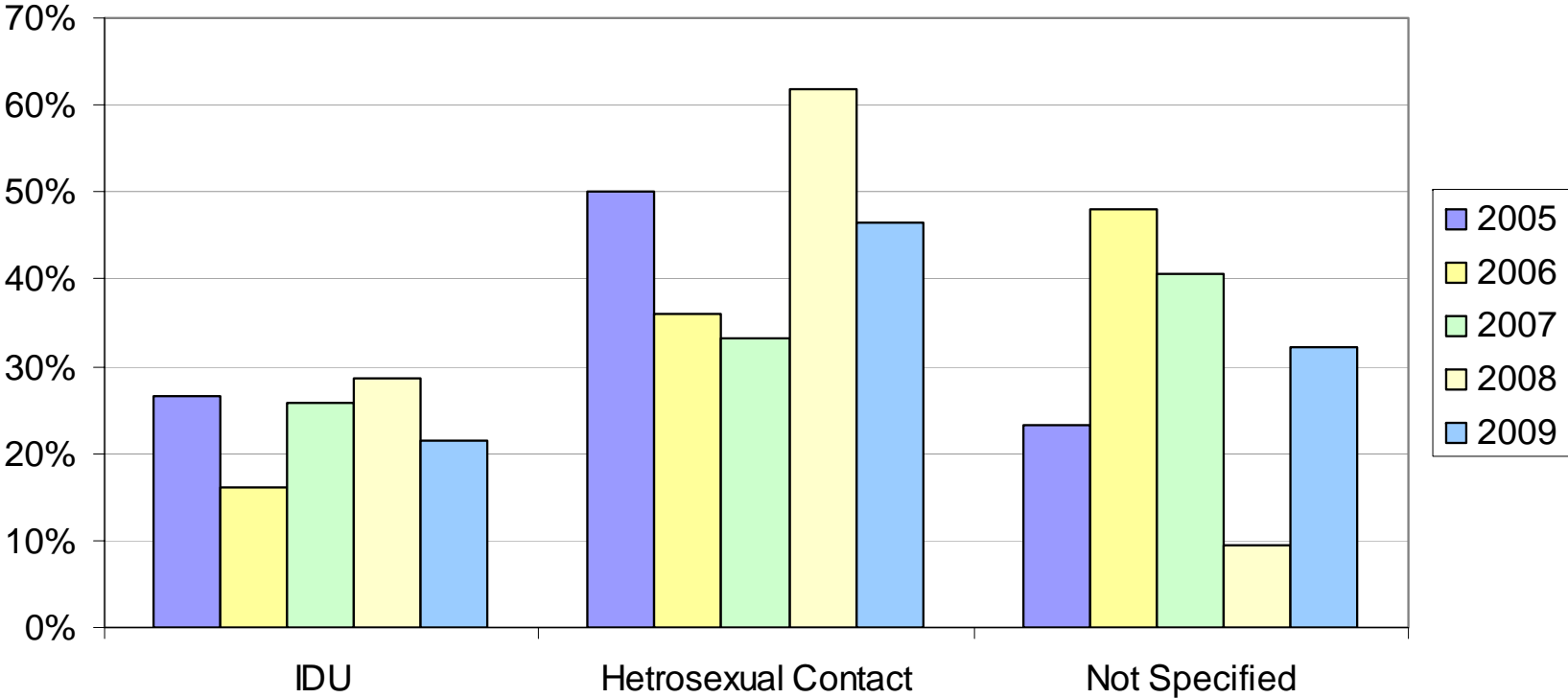
**2008** = 147 cases

**2009** = 160 cases



Utah Department of Health, Bureau of Epidemiology  
Communicable Disease Analysis and Reporting Program

# Reported Risk Factors among Women with HIV/AIDS, Utah, 2005 – 2009



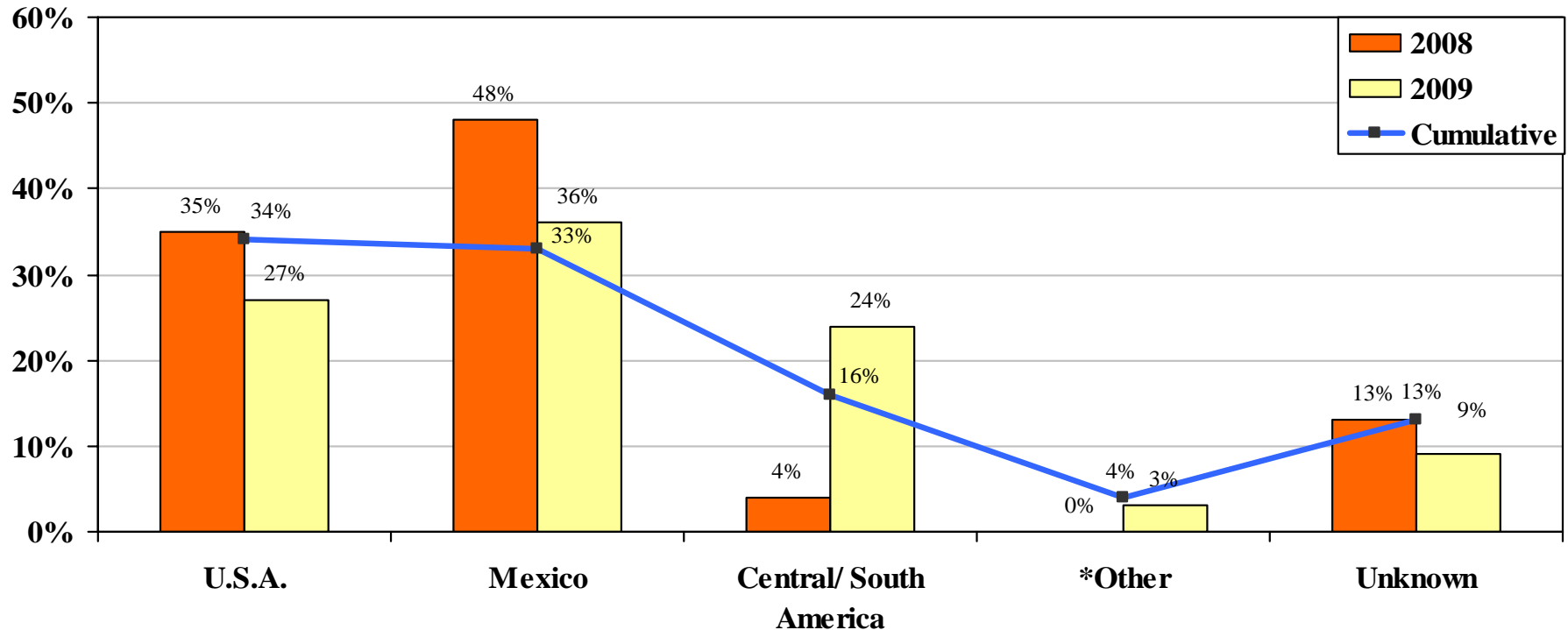
Cumulative = 446 cases

**2005** = 30 cases    **2006** = 25 cases    **2007** = 27 cases    **2008** = 21 cases    **2009** = 28 cases



Utah Department of Health, Bureau of Epidemiology  
 Communicable Disease Analysis and Reporting Program

# Reported Percentages of HIV/AIDS Cases among Hispanics/Latinos by Country of Origin



Cumulative = 506 cases, 2008 = 23 cases, 2009 = 33 cases

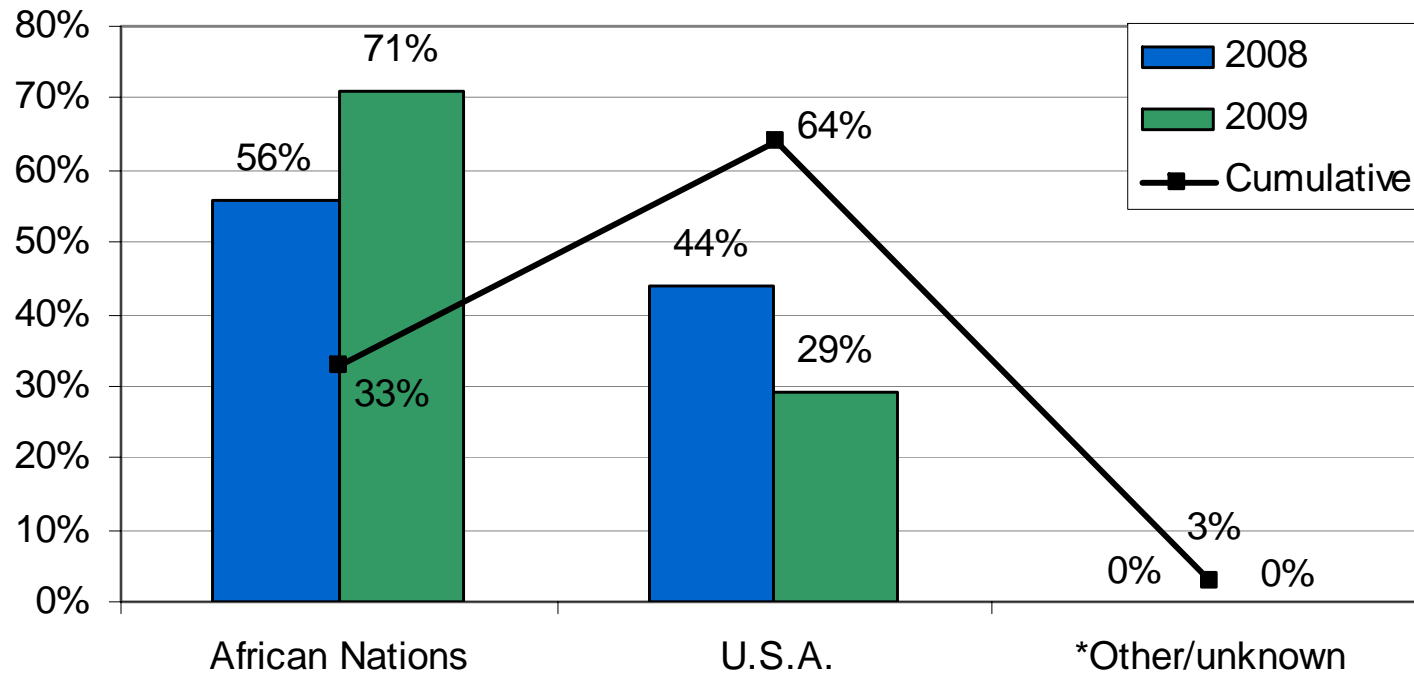
Percentages may not equal 100 due to rounding

\*Other includes: Belize, Cuba Dominican Republic, Kenya, Puerto Rico, Philippines, Spain, and Virgin Islands



Utah Department of Health, Bureau of Epidemiology  
Communicable Disease Analysis and Reporting Program

# Reported Percentages of HIV/AIDS Cases among Blacks/African Americans by Country of Origin



Cumulative = 292 cases, 2008 = 9 cases, 2009 = 21

Percentages may not equal 100 due to rounding

\* Other includes Antigua, Brazil, Canada, Germany, Haiti, Jamaica, and Virgin Islands



Utah Department of Health, Bureau of Epidemiology  
Communicable Disease Analysis and Reporting Program



UTAH DEPARTMENT OF  
**HEALTH**