

HIV and AIDS in the United States*

July 2010

Fast Facts

More than one million people are living with HIV in the U.S.

One in five living with HIV is unaware of their infection.

MSM of all races remain the group most severely affected by HIV.

By race, African Americans experience the most severe HIV burden.

CDC estimates that more than one million people are living with HIV in the United States. One in five (21%) of those people living with HIV is unaware of their infection.

Despite increases in the total number of people living with HIV in the United States in recent years, the annual number of new HIV infections has remained relatively stable. However, new infections continue at far too high a level, with an estimated 56,300 Americans becoming infected with HIV each year.

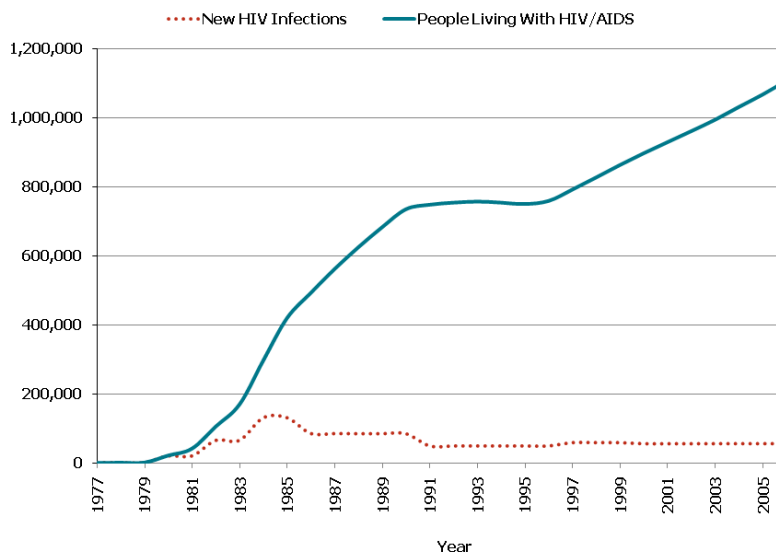
More than 18,000 people with AIDS still die each year in the United States. Gay, bisexual, and other men who have sex with men (MSM)[†] are strongly affected and represent the majority of persons who have died. Through 2007, more than 576,000 people with AIDS in the United States have died since the epidemic began.

By Risk Group

Gay, Bisexual, and Other Men Who Have Sex with Men (MSM): By risk group, gay, bisexual, and other MSM of all races remain the population most severely affected by HIV.

- MSM account for more than half (53%) of all new HIV infections in the U.S. each year, as well as nearly half (48%) of people living with HIV.
- While CDC estimates that MSM account for just 4% of the US male population aged 13 and older, the rate of new HIV diagnoses among MSM in the United States is more than 44 times that of other men and more than 40 times that of women.
- White MSM account for the largest number of annual new HIV infections of any group in the United States, followed closely by black MSM.

HIV Incidence and Prevalence, United States, 1977-2006



● Hall HI, Song R, Rhodes P, et al. Estimation of HIV Incidence in the United States. *JAMA* 2008;300:520-529.

● CDC. HIV Prevalence Estimates—United States, 2006. *MMWR* 2008;57(39):1073-76.

* This fact sheet highlights key information about those most affected by HIV and AIDS in the United States. For information about other risk populations, visit www.cdc.gov/hiv.

[†] The term "men who have sex with men" (MSM) is used in CDC surveillance systems. It indicates the behaviors that transmit HIV infection, rather than how individuals self-identify in terms of their sexuality.

Additional Resources:

CDC HIV & AIDS

www.cdc.gov/hiv
Visit CDC's HIV and AIDS Web site.

CDC-INFO

1-800-CDC-INFO or
1-800 (232-4636)
cdcinfo@cdc.gov
Get information about personal risk, prevention, and testing.

CDC National HIV Testing Resources

www.hivtest.org
Text your ZIP code to KNOW IT or 566948
Locate an HIV testing site near you.

CDC National Prevention Information Network (CDC NPIN)

1-800-458-5231
www.cdnpin.org
Find CDC resources and technical assistance.

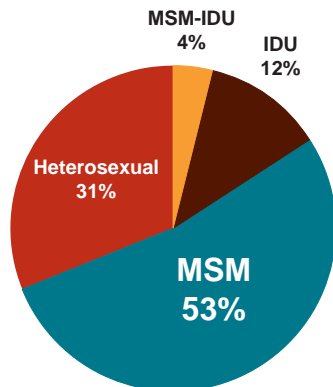
AIDSinfo

1-800-448-0440
www.aidsinfo.nih.gov
Locate resources on HIV and AIDS treatment and clinical trials.

For more information, visit the CDC HIV/AIDS Statistics and Surveillance Web site at www.cdc.gov/hiv/topics/surveillance.

- MSM is the only risk group in the U.S. in which new HIV infections have been increasing since the early 1990s.

Estimated number of New HIV Infections in the United States, By Transmission Category, 2006



Hall HI, Song R, Rhodes P, et al. Estimation of HIV Incidence in the United States. *JAMA* 2008;300: 520-529.

Heterosexuals and Injection Drug Users:

Heterosexuals and injection drug users also continue to be affected by HIV.

- Individuals infected through heterosexual contact account for 31% of annual new HIV infections and 28% of people living with HIV.
- As a group, women account for 27% of annual new HIV infections and 25% of those living with HIV.
- Injection drug users represent 12% of annual new HIV infections and 19% of those living with HIV.

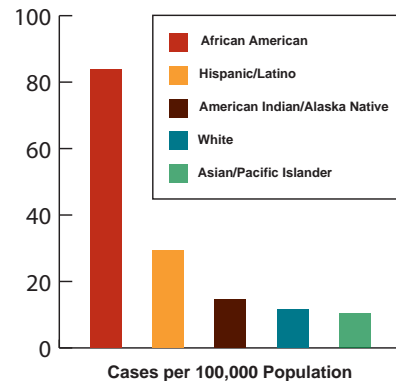
By Race/Ethnicity

African Americans: Among racial/ethnic groups, African Americans face the most severe burden of HIV and AIDS in the nation.

- While blacks represent approximately 12% of the U.S. population, they account for almost half (46%) of people living with HIV in the United States, as well as nearly half (45%) of new infections each year. HIV infections among blacks overall have been roughly stable since the early 1990s.

- At some point in their life, approximately one in 16 black men will be diagnosed with HIV, as will one in 30 black women.
- The rate of new HIV infections for black men is about six times as high as that of white men, nearly three times that of Hispanic men, and more than twice that of black women.
- The HIV incidence rate for black women is nearly 15 times as high as that of white women, and nearly four times that of Hispanic women.

Estimates Rates of New HIV Infections, By Race/Ethnicity, 2006



Hall HI, Song R, Rhodes P, et al. Estimation of HIV Incidence in the United States. *JAMA* 2008;300: 520-529.

Latinos: Latinos are also disproportionately impacted.

- Hispanics represent 15% of the population but account for an estimated 17% of people living with HIV and 17% of new infections. HIV infections among Hispanics overall have been roughly stable since the early 1990s.
- The rate of new HIV infections among Hispanic men is more than double that of white men and the rate among Hispanic women is nearly four times that of white women.