

Influenza Vaccination Coverage Report for Healthcare Workers in Utah Hospitals 2014-2015



Utah Department of Health
Division of Disease Control and Prevention
Bureau of Epidemiology

Prepared by

Rebecca L. Ward
Health Educator
Bureau of Epidemiology
Utah Department of Health

Special thanks to the following individuals for their subject matter expertise, data resources, data analysis, editing and consultations.

Utah Department of Health

Bureau of Epidemiology
Allyn K. Nakashima, M.D.
State Epidemiologist

Healthcare-Associated Infections Prevention Program
Felicia Alvarez
Jordan Pyper
Karen Singson
Sherry Varley

Office of Public Information and Marketing
Charla Haley

Utah Hospitals

Chief Executive Officers
Infection Preventionists
Chief Medical Officers
Chief Nursing Officers
Quality Improvement Directors

Suggested Citation: Utah Department of Health. *Influenza Vaccination Coverage Report for Healthcare Workers in Utah Hospitals*. Salt Lake City, UT: Utah Department of Health; May 2015. http://health.utah.gov/epi/diseases/HAI/HCW_flu/2014-2015_HCW_Influenza_Rpt.pdf

Table of Contents

Executive Summary	iii
Key Findings	iv
Introduction.....	vi
Influenza Vaccination Coverage by Influenza Season.....	vii
Influenza Vaccination Coverage by Facility Type.....	viii
Influenza Vaccination Coverage Rates for Healthcare Workers in Licensed Hospitals by Public Health District, 2014-2015 Influenza Season	
Bear River	1
Central	2
Davis	3
Salt Lake County	4
San Juan County	6
Southeastern Utah.....	7
Southwest Utah.....	8
Summit.....	10
Tooele	11
TriCounty.....	12
Utah County.....	13
Wasatch	15
Weber-Morgan	16
Appendix A: Definitions.....	17
References.....	18

Executive Summary

Influenza is a contagious respiratory illness caused by influenza viruses. Healthcare workers (HCWs) are especially at risk for exposure to influenza because they work directly with patients or handle material that could spread infection. The Advisory Committee on Immunization Practices (ACIP) and the Utah Department of Health (UDOH) strongly support the recommendation for annual influenza immunization of HCWs to reduce rates of healthcare-associated infections (HAIs). The ACIP also recommends that measures be taken to increase HCW immunization rates, and that those rates be used as a measure of the quality of a patient safety program.

Utah state regulation¹ requires that hospitals report HCW influenza vaccination rates. The Utah Healthcare Infection Prevention Governance Committee* (UHIP GC) also recommends that all healthcare delivery facilities in Utah implement a policy of compulsory** annual influenza vaccination for all healthcare personnel, unless an organization has achieved a vaccination rate greater than 95 percent by other means.

The information in this report is collected from annual data reported by all licensed hospitals on the number of HCWs who were vaccinated for seasonal influenza. Data were collected from the National Healthcare Safety Network (NHSN) and the Utah Facility Online Reporting System (UFORS) and are complete at the time of report generation.

The report contains the following data:

- Self-reported data to the Utah Department of Health and to the National Healthcare Safety Network by each Utah facility that is required to report influenza vaccination for healthcare workers
- Identified facilities
- A comparison of data by influenza season
- A comparison of data by facility type
- A comparison of data by public health district

Influenza vaccination rates for HCWs in Utah licensed hospitals have increased consistently from 75.5 percent for the 2008-2009 influenza season to 96.7 percent for the 2014-2015 influenza season.

The UDOH and UHIP GC recognize that influenza vaccination of healthcare personnel is a critical patient safety practice and agree that compulsory influenza vaccination for HCWs should be implemented in all healthcare facilities. The UDOH will continue to encourage all healthcare facilities to achieve influenza vaccination rates for HCWs of 95 percent or greater.

*The Utah Healthcare Infection Prevention Governance Committee is a multi-disciplinary panel of state leaders in patient safety, infectious diseases, and infection control. Membership is comprised from a broad base of care delivery groups across the state and organized under and staffed by the Utah Department of Health.

**Employer requirement for influenza vaccination.

Key Findings

This report was developed by the UDOH in collaboration with the UHIP GC. The information in this report is collected from annual data reported by all licensed hospitals on the number of HCWs that were vaccinated for seasonal influenza.^{2, 3} Data were collected from the National Healthcare Safety Network (NHSN) and the Utah Facility Online Reporting System (UFORS). Hospital and state-specific influenza vaccination rates were determined by collecting data on the number of HCWs at each licensed hospital in Utah and the number of HCWs who were vaccinated for seasonal influenza. Vaccination rates were calculated by dividing the number of HCWs vaccinated by the total number of HCWs.

Below is a summary of 2014-2015 influenza vaccination data reported by Utah hospitals.

Figure 1. Influenza vaccination coverage among healthcare workers, Utah, 2014-2015

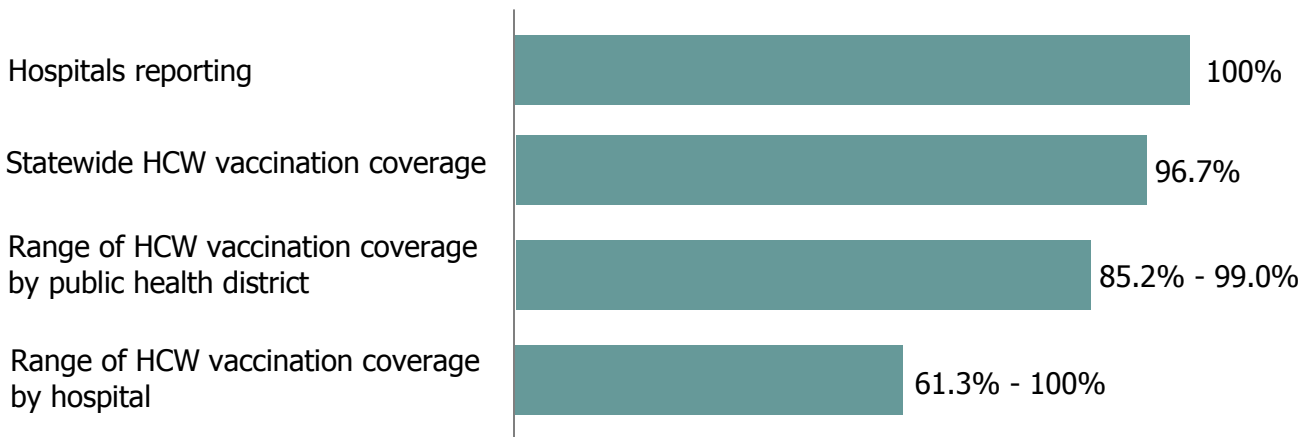


Table 1. Compulsory influenza vaccination policies among hospitals, Utah, 2014-2015

The UDOH does not *require* Utah hospitals to have compulsory influenza vaccination policies for HCWs; however, some Utah healthcare facilities have such policies in place. Facilities implementing compulsory influenza vaccination policies for employees had higher influenza vaccination rates than those that did not.

	Hospitals with compulsory vaccination policies	Hospitals without or with unknown compulsory vaccination policies	Total number of hospitals
Hospitals with $\geq 90\%$ coverage	48 (96.0%)	4 (28.6%)	52
Hospitals with $< 90\%$ coverage	2 (4%)	10 (71.4%)	12
TOTAL	50 (100%)	14 (100%)	64

Recommendation

The UDOH and the UHIP GC continue to recommend that all healthcare delivery facilities in Utah implement a policy of compulsory annual influenza vaccination for all healthcare personnel, unless an organization has achieved a vaccination rate greater than 95 percent by other means.

Notations

Throughout this report, the following notations are used to describe the comparison data in tables 3-15 for each public health district.

Licensed Hospitals**

Utah licensed hospitals include: acute care, long-term acute care, critical access, rehabilitation, psychiatric, children's and government hospitals.

Number of HCWs¹

Total number of healthcare workers employed in the licensed hospital.

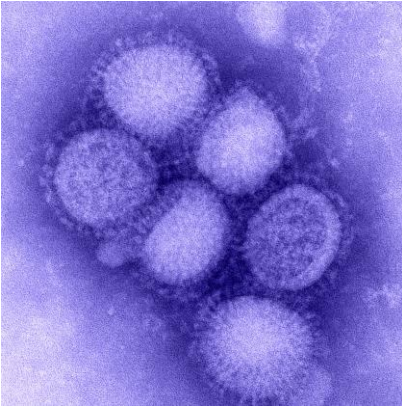
Vaccinated HCWs²

Total number of healthcare workers employed in the licensed hospital who received the influenza vaccine during the 2014-2015 influenza season.

Vaccination percentage³

Vaccination coverage levels of healthcare workers who received influenza vaccine during 2014-2015 influenza season.

Introduction



Influenza is a contagious respiratory illness caused by influenza viruses. It can cause mild to severe illness and can result in hospitalization or death. Some people, such as older people, young children, and people with certain health conditions, are at high risk for serious influenza complications. The best way to prevent influenza is by getting vaccinated each year.

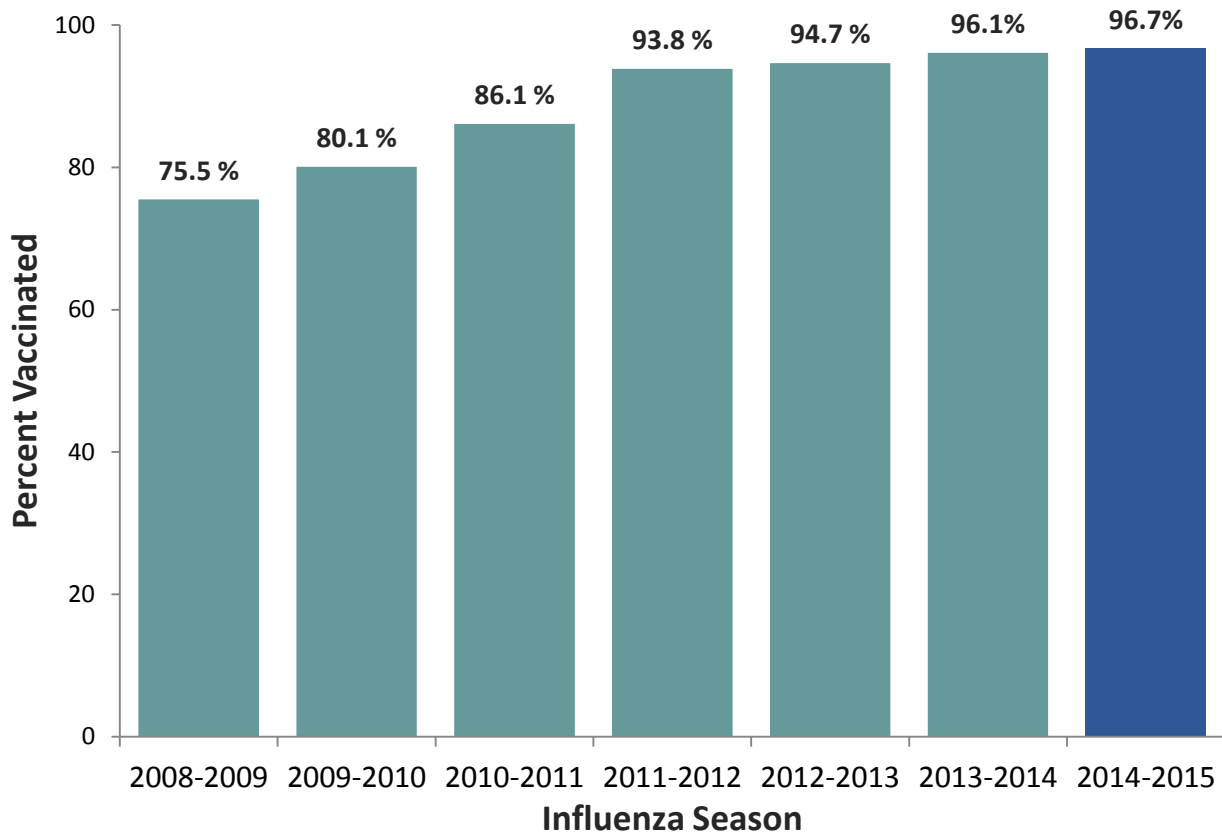
Influenza is also one of the leading causes of employee absences, causing millions of lost workdays and lost wages. Some estimates suggest that 10 to 12 percent of all employee absences are due to employees contracting the influenza virus. Each infected employee might miss up to six days of work and need up to two weeks to make a full recovery. Additional considerations include costs related to lowered productivity when ill employees are at work, slowed projects, or wages and training needed for temporary workers. Many employees also miss work to care for ill family members. The more children get sick, the greater the likelihood that employees will miss work or unknowingly become a carrier of the virus, spreading it at the workplace. The end result is that seasonal influenza is a costly disease to patients, employers, and society in terms of direct and indirect medical costs and lost productivity.³

Healthcare workers (HCWs) are especially at risk for exposure to influenza because they work directly with patients or handle material that could spread infection. Annual influenza vaccination for HCWs is recommended by several organizations, such as the Centers for Disease Control and Prevention (CDC), Infectious Disease Society of America (ISDA), American Academy of Pediatrics (AAP), American Hospital Association (AHA), and the Association for Professionals in Infection Control and Epidemiology (APIC), to reduce the likelihood they will get or spread influenza. Many of these same organizations support *mandatory* influenza vaccination policies for HCWs. HCWs can protect themselves, their patients, and family members by getting vaccinated. Vaccination of HCWs can specifically benefit patients who cannot receive vaccination (i.e., infants aged <6 months or those with severe allergic reactions to prior influenza vaccination), patients who respond poorly to vaccination (i.e., persons aged >85 years and immune-compromised persons), and persons for whom antiviral treatment is not available (i.e., persons with medical contraindications).⁵

Influenza vaccination of healthcare personnel is a critical patient safety practice that should be required in all healthcare facilities. Clinical evidence clearly shows that HCW influenza vaccination reduces patient infections and death. Healthcare facilities that have adopted such policies have shown dramatic improvements in HCW vaccination rates.⁶ The UDOH and the UHIP GC continue to support the opinion that patients should reasonably be able to expect they will not contract potentially life-threatening illnesses, such as influenza, from their healthcare providers while being treated for other conditions.

Influenza Vaccination Coverage by Influenza Season

Figure 2. Influenza vaccination coverage rates for healthcare workers in licensed hospitals by influenza season, Utah, 2008-2015*



***NOTE:** In previous reports, influenza vaccination coverage rates for healthcare workers in licensed hospitals from 2008-2009 through 2011-2012 were reported as an average vaccination percentage across all Utah hospitals, rather than as an overall state percentage. This graph reflects the adjusted percentages with influenza seasons from 2008-2009 through 2014-2015 reported as an overall state percentage.

Influenza Vaccination Coverage by Facility Type

Table 2. Influenza vaccination coverage for healthcare workers in licensed hospitals* by facility type, Utah, 2014-2015 influenza season

	Number of hospitals	Average HCW vaccination percentage	Range of vaccination percentages
Acute care hospitals	34	98.2%	85.2% - 100%
Children's hospitals	2	99.0%	99.0% - 99.2%
Critical access hospitals	11	96.9%	87.6% - 100%
Government hospitals	1	73.9%	73.9% - 73.9%
Long-term acute care hospitals	4	96.2%	88.2% - 100%
Psychiatric hospitals	10	92.6%	61.3% - 99.1%
Rehabilitation hospitals	2	94.9%	72.7% - 96.3%

*Utah licensed hospitals include: acute care, long-term acute care, critical access, rehabilitation, psychiatric, children's and government hospitals.

Bear River Health District*

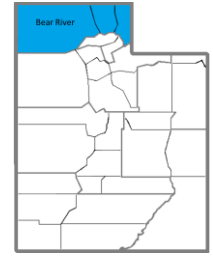
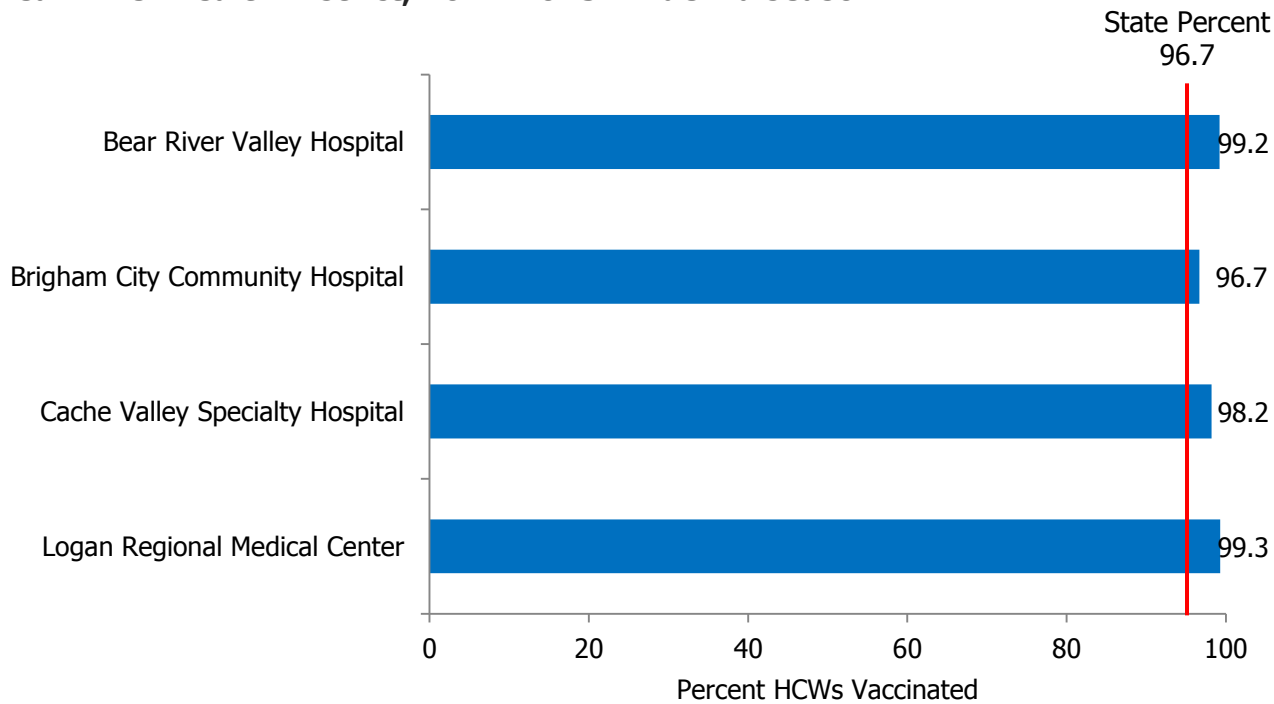


Table 3. Influenza vaccination coverage rates for healthcare workers in licensed hospitals by public health district, Bear River, 2014-2015 influenza season

	Number of HCWs ¹	Vaccinated HCWs ²	Vaccination percentage ³	Compulsory vaccination
State of Utah coverage	47,783	46,183	96.7%	
Licensed hospitals**	1,704	1,684	98.8%	
Bear River Valley Hospital	132	131	99.2%	Yes
Brigham City Community Hospital	182	176	96.7%	Yes
Cache Valley Specialty Hospital	330	324	98.2%	Yes
Logan Regional Medical Center	1,060	1,053	99.3%	Yes

Figure 3. Influenza vaccination rates for healthcare workers by licensed hospital, Bear River Health District, 2014-2015 influenza season



*Box Elder, Cache and Rich Counties

Central Utah Health District*

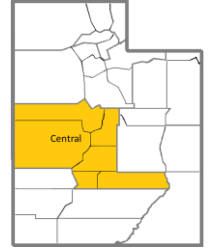
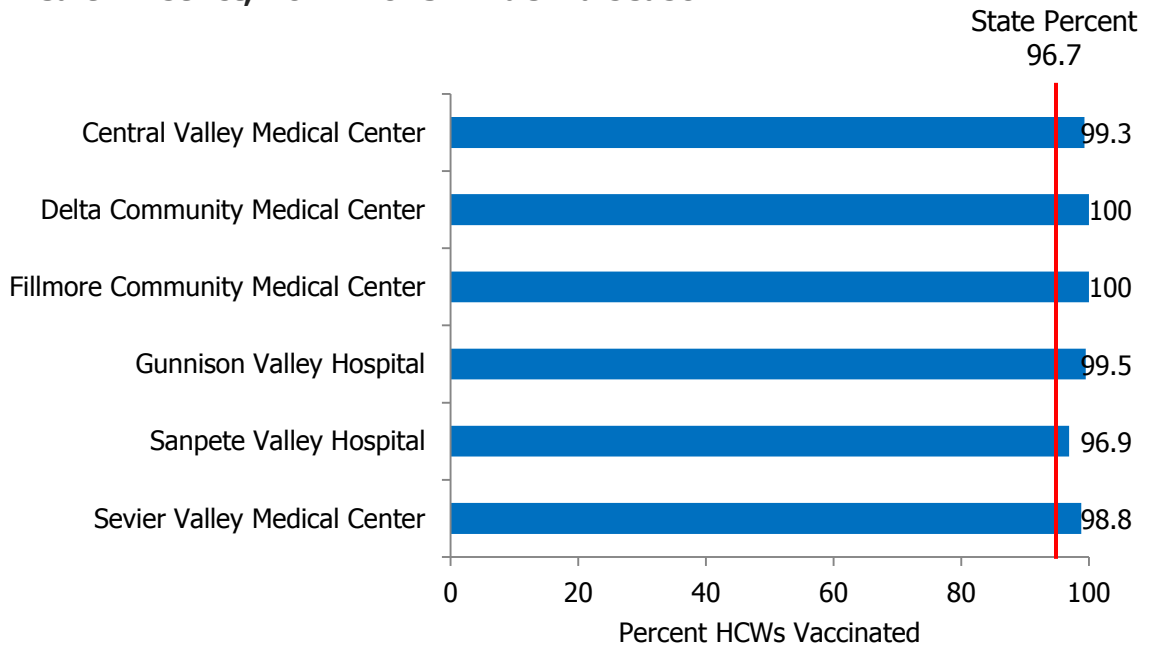


Table 4. Influenza vaccination coverage rates for healthcare workers in licensed hospitals by public health district, Central Utah, 2014-2015 influenza season

	Number of HCWs ¹	Vaccinated HCWs ²	Vaccination percentage ³	Compulsory vaccination
State of Utah coverage	47,783	46,183	96.7%	
Licensed hospitals**	903	894	99.0%	
Central Valley Medical Center	298	296	99.3%	Yes
Delta Community Medical Center	68	68	100%	Yes
Fillmore Community Medical Center	57	57	100%	Yes
Gunnison Valley Hospital	187	186	99.5%	Yes
Sanpete Valley Medical Center	128	124	96.9%	Yes
Sevier Valley Medical Center	165	163	98.8%	Yes

Figure 4. Influenza vaccination rates for healthcare workers by licensed hospital, Central Utah Health District, 2014-2015 influenza season



*Juab, Millard, Sanpete, Sevier, Piute, and Wayne Counties

Davis County Health District*

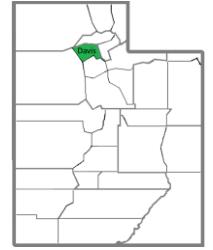
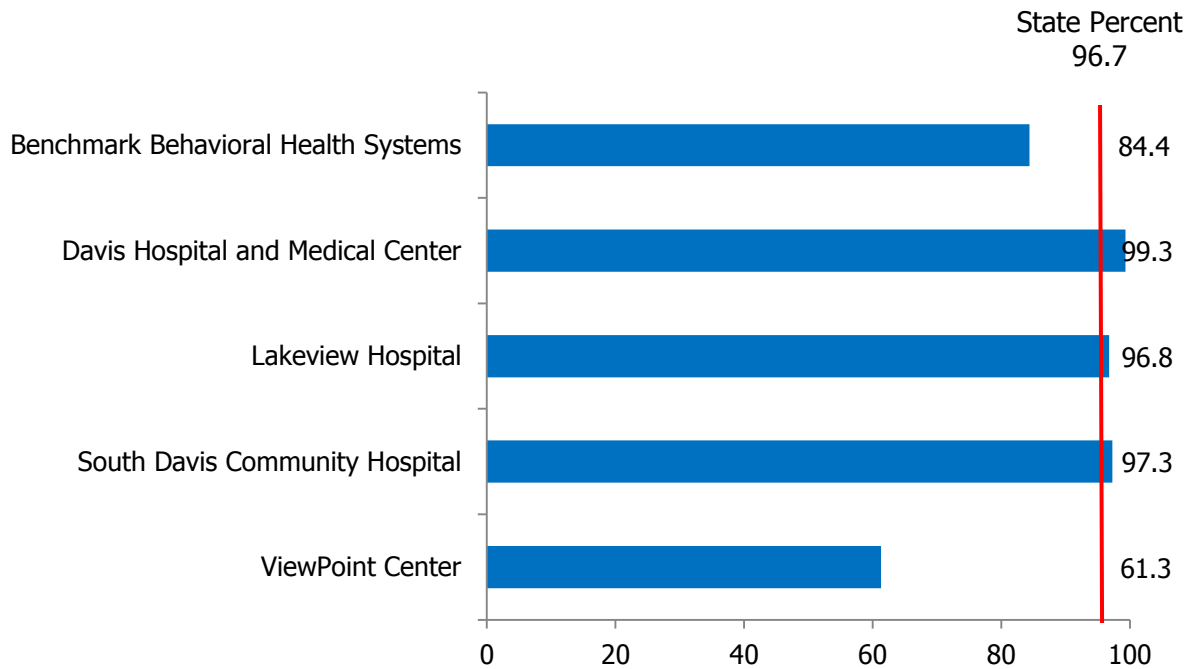


Table 5. Influenza vaccination coverage rates for healthcare workers in licensed hospitals by public health district, Davis County, 2014-2015 influenza season

	Number of HCWs ¹	Vaccinated HCWs ²	Vaccination percentage ³	Compulsory vaccination
State of Utah coverage	47,783	46,183	96.7%	
Licensed hospitals**	2,173	2,099	96.6%	
Benchmark Behavioral Health Systems	141	119	84.4%	Unknown
Davis Hospital and Medical Center	849	843	99.3%	Yes
Lakeview Hospital	555	537	96.8%	Yes
South Davis Community Hospital	597	581	97.3%	Yes
View Point Center	31	19	61.3%	No

Figure 5. Influenza vaccination rates for healthcare workers by licensed hospital, Davis County Health District, 2014-2015 influenza season



*Davis County

Salt Lake County Health District*

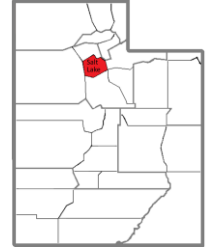


Table 6. Influenza vaccination coverage rates for healthcare workers in licensed hospitals by public health district, Salt Lake County, 2014-2015 influenza season

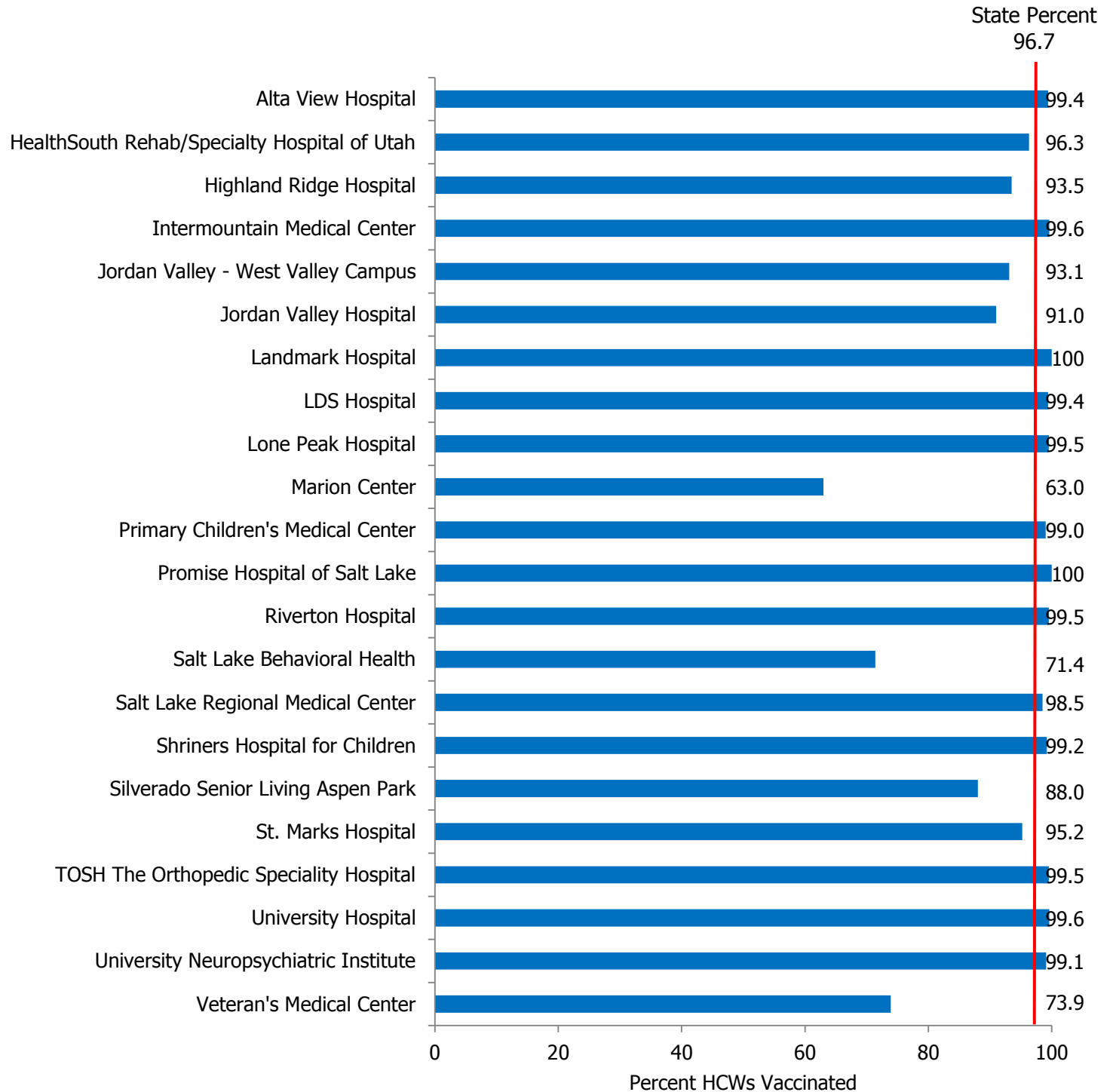
	Number of HCWs ¹	Vaccinated HCWs ²	Vaccination percentage ³	Compulsory vaccination
State of Utah coverage	47,783	46,183	96.7%	
Licensed hospitals**	27,568	26,513	96.2%	
Alta View Hospital	502	499	99.4%	Yes
HealthSouth Rehabilitation/ Specialty Hospital of Utah	188	181	96.3%	No
Highland Ridge Hospital	108	101	93.5%	No
Intermountain Medical Center	4,182	4,166	99.6%	Yes
Jordan Valley Medical Center	745	678	91.0%	Yes
Jordan Valley – West Valley Campus	433	403	93.1%	Yes
Landmark Hospital of Salt Lake	109	109	100%	Yes
LDS Hospital	1,316	1,308	99.4%	Yes
Lone Peak Hospital	203	202	99.5%	Yes
Marian Center	27	17	63.0%	No
Primary Children’s Medical Center	3,131	3,100	99.0%	Yes
Promise Hospital of Salt Lake	217	217	100%	Yes
Riverton Hospital	562	559	99.5%	Yes
Salt Lake Behavioral Health	189	135	71.4%	No
Salt Lake Regional Medical Center	967	952	98.5%	Yes
Shriners Hospital for Children	351	348	99.2%	Yes
Silverado Senior Living - Aspen Park	184	162	88.0%	Yes
St. Mark’s Hospital	1,802	1,715	95.2%	Yes
The Orthopedic Specialty Hospital (TOSH)	413	411	99.5%	Yes
University Hospital [†]	8,708	8,674	99.6%	Yes
University Neuropsychiatric Institute	748	741	99.1%	Yes
Veterans Affairs Medical Center	2,483	1,835	73.9%	No

*Salt Lake County

[†]Includes Huntsman Cancer Hospital

Salt Lake County Health District

Figure 6. Influenza vaccination rates for healthcare workers by licensed hospital, Salt Lake County Health District, 2014-2015 influenza season



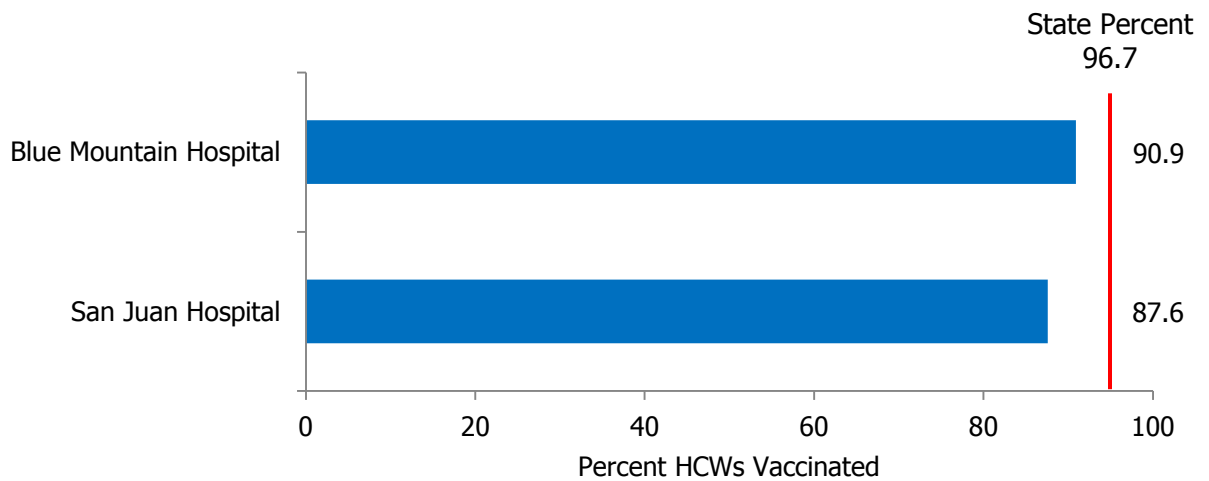
San Juan County Health District*



Table 7. Influenza vaccination coverage rates for healthcare workers in licensed hospitals by public health district, San Juan County, 2014-2015 influenza season

	Number of HCWs ¹	Vaccinated HCWs ²	Vaccination percentage ³	Compulsory vaccination
State of Utah coverage	47,783	46,183	96.7%	
Licensed hospitals**	185	165	89.2%	
Blue Mountain Hospital	88	80	90.9%	Yes
San Juan Hospital	97	85	87.6%	No

Figure 7. Influenza vaccination rates for healthcare workers by licensed hospital, San Juan County Health District, 2014-2015 influenza season



*San Juan County

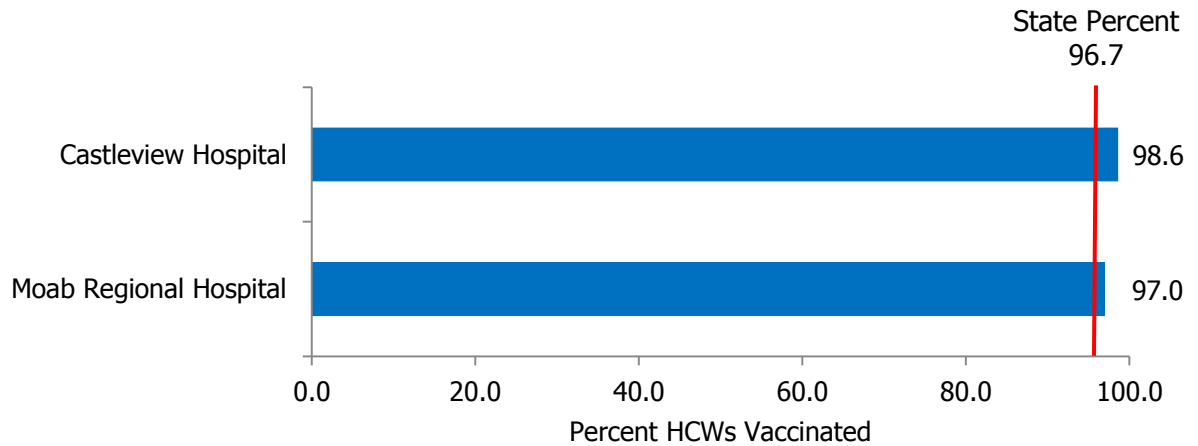
Southeastern Utah Health District*



Table 8. Influenza vaccination coverage rates for healthcare workers in licensed hospitals by public health district, Southeastern Utah, 2014-2015 influenza season

	Number of HCWs ¹	Vaccinated HCWs ²	Vaccination percentage ³	Compulsory vaccination
State of Utah coverage	47,783	46,183	96.7%	
Licensed hospitals**	523	513	98.1%	
Castleview Hospital	354	349	98.6%	Yes
Moab Regional Hospital	169	164	97.0%	Yes

Figure 8. Influenza vaccination rates for healthcare workers by licensed hospital, Southeastern Utah Health District, 2014-2015 influenza season



*Carbon, Emery, and Grand Counties

Southwest Utah Health District*

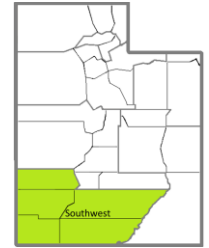
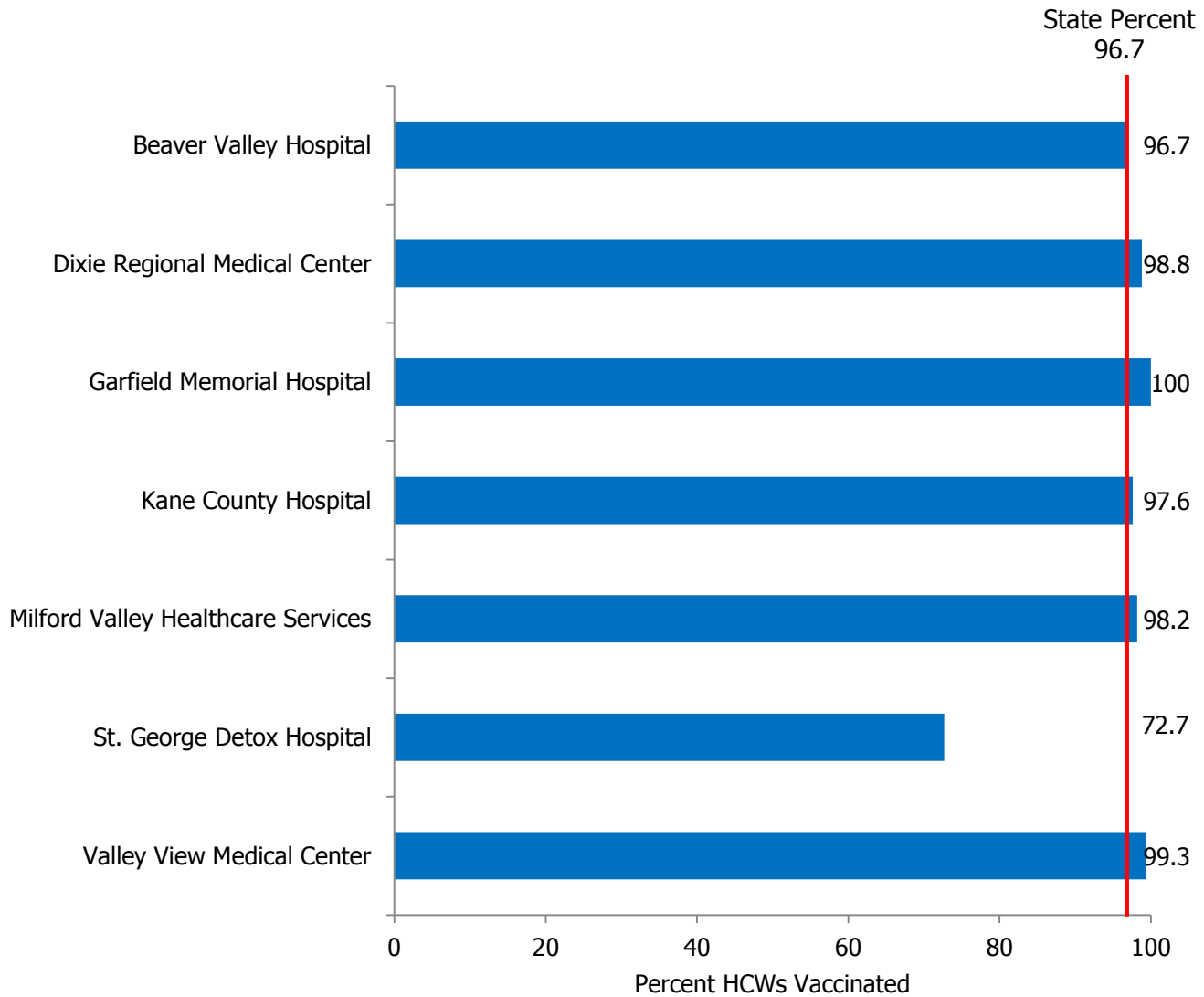


Table 9. Influenza vaccination coverage rates for healthcare workers in licensed hospitals by public health district, Southwest Utah, 2014-2015 influenza season

	Number of HCWs ¹	Vaccinated HCWs ²	Vaccination percentage ³	Compulsory vaccination
State of Utah coverage	47,783	46,183	96.7%	
Licensed hospitals**	2,977	2,938	98.7%	
Beaver Valley Hospital	122	118	96.7%	No
Dixie Regional Medical Center	2,192	2,166	98.8%	Yes
Garfield Memorial Hospital	113	113	100%	Yes
Kane County Hospital	82	80	97.6%	Yes
Milford Valley Healthcare Services	56	55	98.2%	No
St. George Detox Hospital	11	8	72.7%	No
Valley View Medical Center	401	398	99.3%	Yes

*Beaver, Garfield, Iron, Kane, and Washington Counties

Figure 9. Influenza vaccination rates for healthcare workers by licensed hospital, Southwest Utah Health District, 2014-2015 influenza season



Summit County Health District*

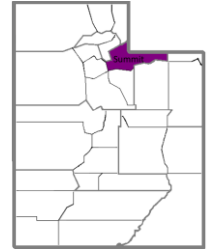
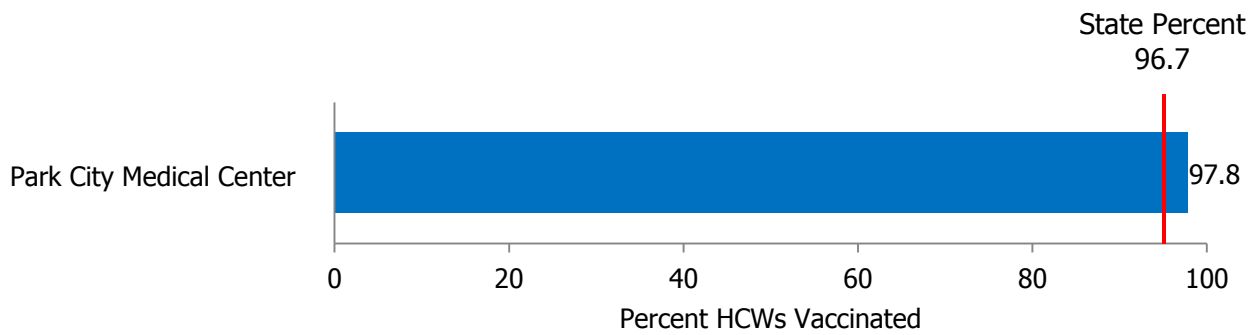


Table 10. Influenza vaccination coverage rates for healthcare workers in licensed hospitals by public health district, Summit County, 2014-2015 influenza season

	Number of HCWs ¹	Vaccinated HCWs ²	Vaccination percentage ³	Compulsory vaccination
State of Utah coverage	47,783	46,183	96.7%	
Licensed hospitals**	412	403	97.8%	
Park City Medical Center	412	403	97.8%	Yes

Figure 10. Influenza vaccination rates for healthcare workers by licensed hospital, Summit County Health District, 2014-2015 influenza season



*Summit County

Tooele County Health District*

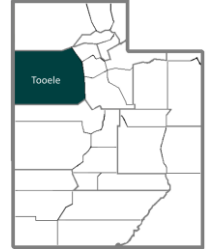
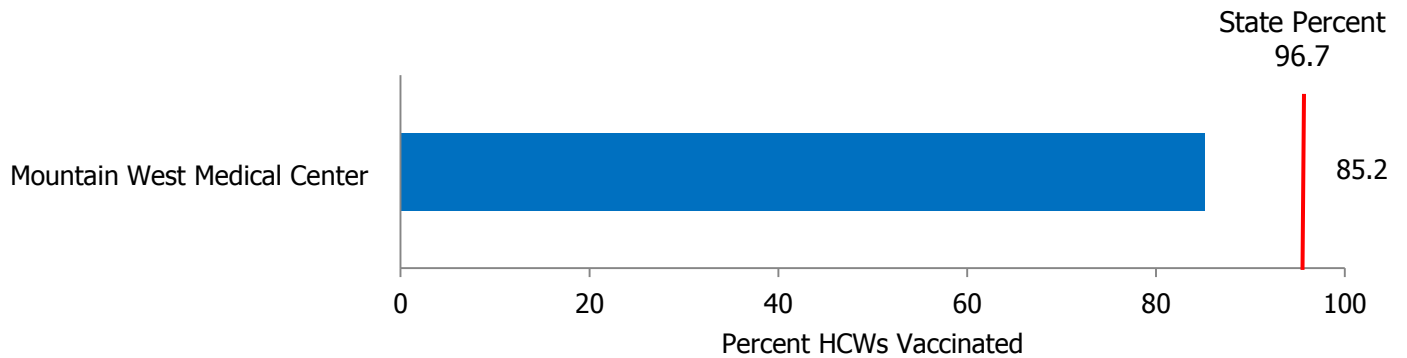


Table 11. Influenza vaccination coverage rates for healthcare workers in licensed hospitals by public health district, Tooele County, 2014-2015 influenza season

	Number of HCWs ¹	Vaccinated HCWs ²	Vaccination percentage ³	Compulsory vaccination
State of Utah coverage	47,783	46,183	96.7%	
Licensed hospitals**	371	316	85.2%	
Mountain West Medical Center	371	316	85.2%	No

Figure 11. Influenza vaccination rates for healthcare workers by licensed hospital, Tooele County Health District, 2014-2015 influenza season



*Tooele County

TriCounty Health District*

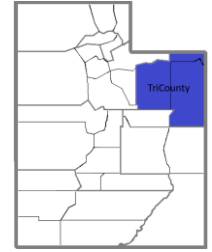
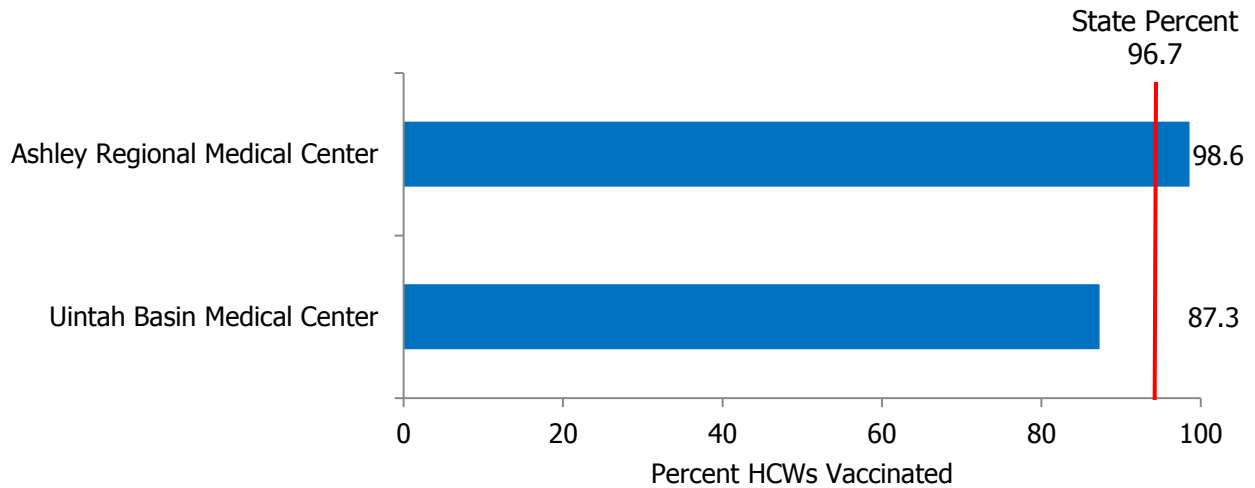


Table 12. Influenza vaccination coverage rates for healthcare workers in licensed hospitals by public health district, TriCounty, 2014-2015 influenza season

	Number of HCWs ¹	Vaccinated HCWs ²	Vaccination percentage ³	Compulsory vaccination
State of Utah coverage	47,783	46,183	96.7%	
Licensed hospitals**	1,034	935	90.4%	
Ashley Regional Medical Center	284	280	98.6%	Yes
Uintah Basin Medical Center	750	655	87.3%	Yes

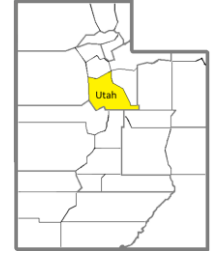
Figure 12. Influenza vaccination rates for healthcare workers by licensed hospital, TriCounty Health District, 2014-2015 influenza season



*Daggett, Duchesne, and Uintah Counties

Utah County Health District*

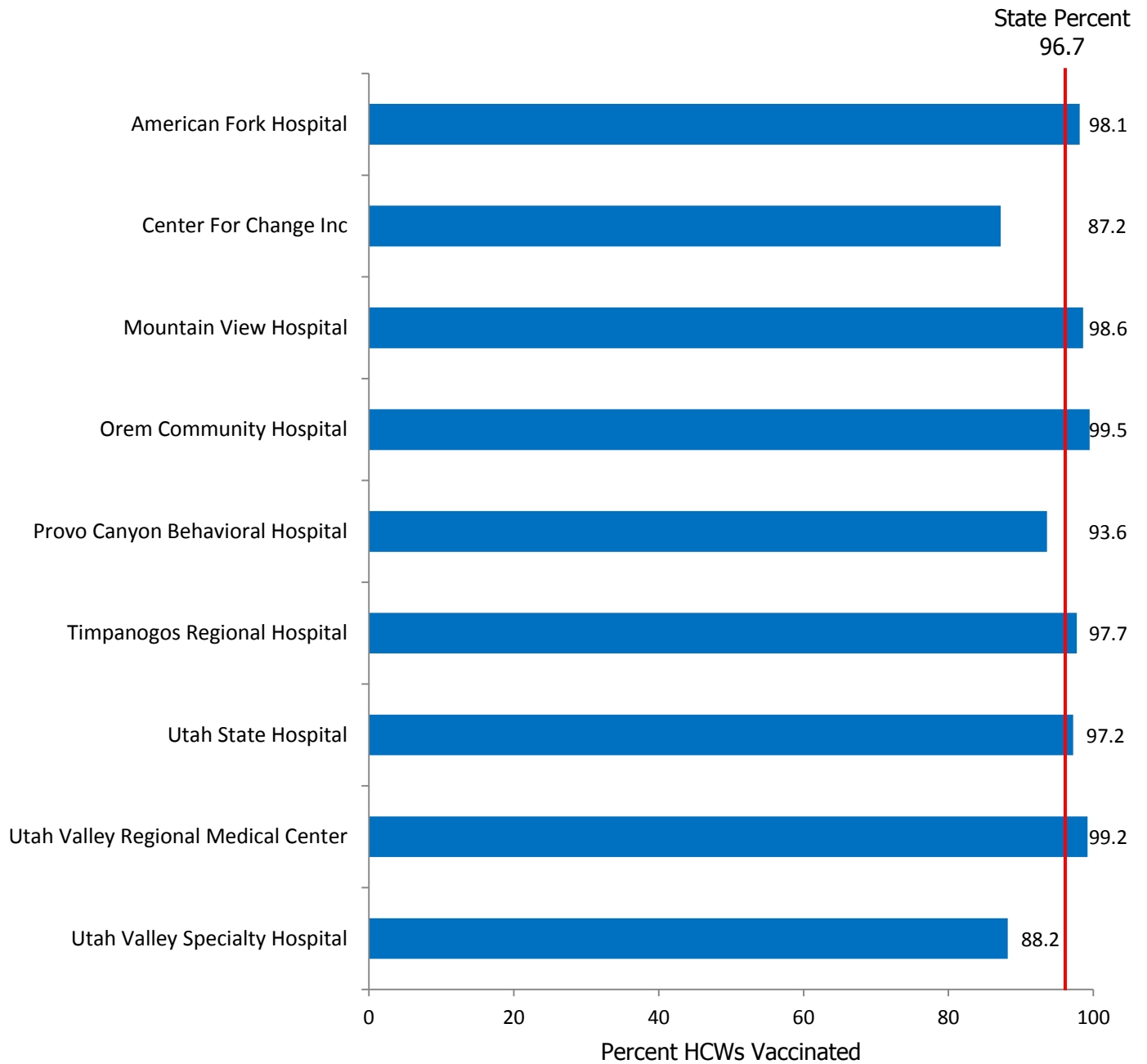
Table 13. Influenza vaccination coverage rates for healthcare workers in licensed hospitals by public health district, Utah County, 2014-2015 influenza season



	Number of HCWs ¹	Vaccinated HCWs ²	Vaccination percentage ³	Compulsory vaccination
State of Utah coverage	47,783	46,183	96.7%	
Licensed hospitals**	6,246	6,103	97.7%	
American Fork Hospital	694	681	98.1%	Yes
Center for Change, Inc.	187	163	87.2%	No
Mountain View Hospital	420	414	98.6%	Yes
Orem Community Hospital	184	183	99.5%	Yes
Provo Canyon Behavioral Hospital	155	145	93.6%	Yes
Timpanogos Regional Hospital	656	641	97.7%	Yes
Utah State Hospital	789	767	97.2%	Yes
Utah Valley Regional Medical Center	2,923	2,899	99.2%	Yes
Utah Valley Specialty Hospital	238	210	88.2%	No

*Utah County

Figure 13. Influenza vaccination rates for healthcare workers by licensed hospital, Utah County Health District, 2014-2015 influenza season



Wasatch County Health District*

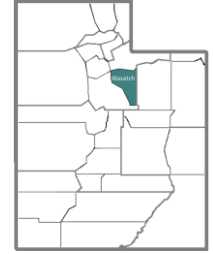
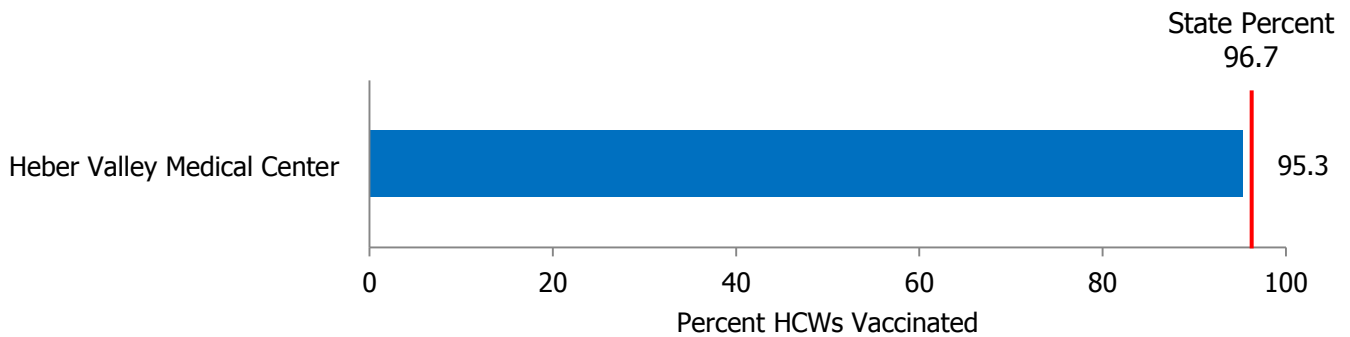


Table 14. Influenza vaccination coverage rates for healthcare workers in licensed hospitals by public health district, Wasatch County, 2014-2015 influenza season

	Number of HCWs ¹	Vaccinated HCWs ²	Vaccination percentage ³	Compulsory vaccination
State of Utah coverage	47,783	46,183	96.7%	
Licensed hospitals**	150	143	95.3%	
Heber Valley Medical Center	150	143	95.3%	Yes

Figure 14. Influenza vaccination rates for healthcare workers by licensed hospital, Wasatch County Health District, 2014-2015 influenza season



*Wasatch County

Weber Morgan Health District*

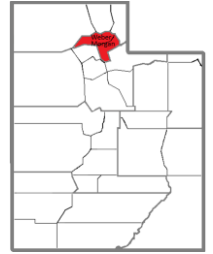
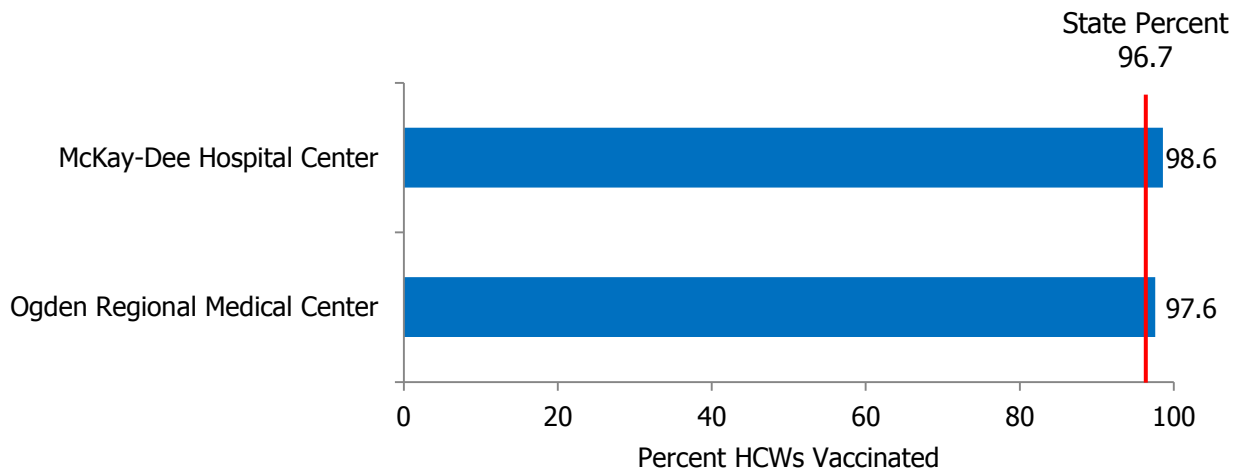


Table 15. Influenza vaccination coverage rates for healthcare workers in licensed hospitals by public health district, Weber-Morgan, 2014-2015 influenza season

	Number of HCWs ¹	Vaccinated HCWs ²	Vaccination percentage ³	Compulsory vaccination
State of Utah coverage	47,783	46,183	96.7%	
Licensed hospitals**	3,537	3,477	98.3%	
McKay-Dee Hospital Center	2,593	2,556	98.6%	Yes
Ogden Regional Medical Center	944	921	97.6%	Yes

Figure 15. Influenza vaccination rates for healthcare workers by licensed hospital, Weber-Morgan Health District, 2014-2015 influenza season



*Weber and Morgan Counties

The following are definitions used in this report.

- 1. The Advisory Committee on Immunization Practices** - A group of medical and public health experts that develops recommendations on how to use vaccines to control diseases in the United States. The recommendations stand as public health advice that will lead to a reduction in the incidence of vaccine preventable diseases and an increase in the safe use of vaccines and related biological products.
- 2. Healthcare worker** - Any person employed by a healthcare facility and who, in the usual course of work, either enters patient rooms or provides direct patient care. Healthcare workers may include personnel such as physicians, nurses, nursing assistants, therapists, technicians, emergency medical service personnel, dental personnel, pharmacists, laboratory personnel, or dietary, housekeeping, and maintenance personnel.
- 3. Healthcare-associated infections** - An infection that develops in a resident who is cared for in any setting where healthcare is delivered (i.e., acute care hospital, skilled nursing facility, dialysis center, etc.) that was not developing or present at the time of admission to that setting.
- 4. Hospital facility types:**
 - Acute care** - A facility that provides diagnostic, therapeutic, and rehabilitative services to both inpatients and outpatients by or under the supervision of physicians.
 - Long-term acute care (LTAC)** - A hospital that provides on-site all basic services required of a general hospital that are needed for the diagnosis, therapy, and treatment offered or required by all patients admitted to the hospital, including pharmacy, laboratory, nursing services, occupational, physical, respiratory and speech therapies, dietary, social services, and specialized diagnosis and therapeutic services.
 - Children's hospitals** - For purposes of this report, a children's hospital refers to Primary Children's Medical Center and Shriners Hospital for Children in Salt Lake City, Utah.
 - Critical access** - A nonprofit, profit or public hospital that is enrolled as a Medicaid provider and qualifies as a Critical Access Hospital under 42, Code of Federal Regulations, Section 485, Subpart F - Conditions of Participation Critical Access Hospitals. Visit <http://www.CMS.gov> for more information.
 - Government** - For purposes of this report, a government hospital refers to the Veterans Affairs Salt Lake City Health Care System in Salt Lake City, Utah.
 - Specialty hospital** - A facility that provides specialized diagnostic, therapeutic, or rehabilitative services in the recognized specialty or specialties for which the hospital is licensed including, but not limited to, psychiatric and rehabilitation hospitals.

1. Utah Rule 386-705, Epidemiology, Healthcare Associated Infections. Available at <http://www.rules.utah.gov/publicat/code/r386/r386-705.htm>.
2. CDC. National Healthcare Safety Network (NHSN). Healthcare personnel influenza vaccination summary, United States, 2013-2014 influenza season. Available at <http://www.cdc.gov/nhsn/index.html>. Accessed February 2015.
3. Utah Facility Online Reporting System (UFORS). Utah Department of Health (UDOH). Accessed February 2015.
4. Curran, P., The Economic Effect of Influenza on Businesses, 2012. *Society for Human Resource Management*. Available at <http://www.shrm.org/hrdisciplines/safetysecurity/articles/Pages/Economic-Effect-Influenza-Businesses.aspx>.
5. CDC. Immunization of health-care personnel: recommendations of the Advisory Committee on Immunization Practices (ACIP). MMWR 2011;60(RR-7). Available at <http://www.cdc.gov/mmwr/preview/mmwrhtml/rr6007a1.htm>.
6. Talbot, TR, et al., Infect Control Hosp Epidemiol 2010; 31(10):987-995.

**Utah Department of Health
Healthcare-Associated Infections
Prevention & Reporting Program**

P.O. Box 142104

Salt Lake City, UT 84114

<http://health.utah.gov/epi/diseases/HAI/index.html>

PH 801-538-6191 • FAX 801-538-9923

