




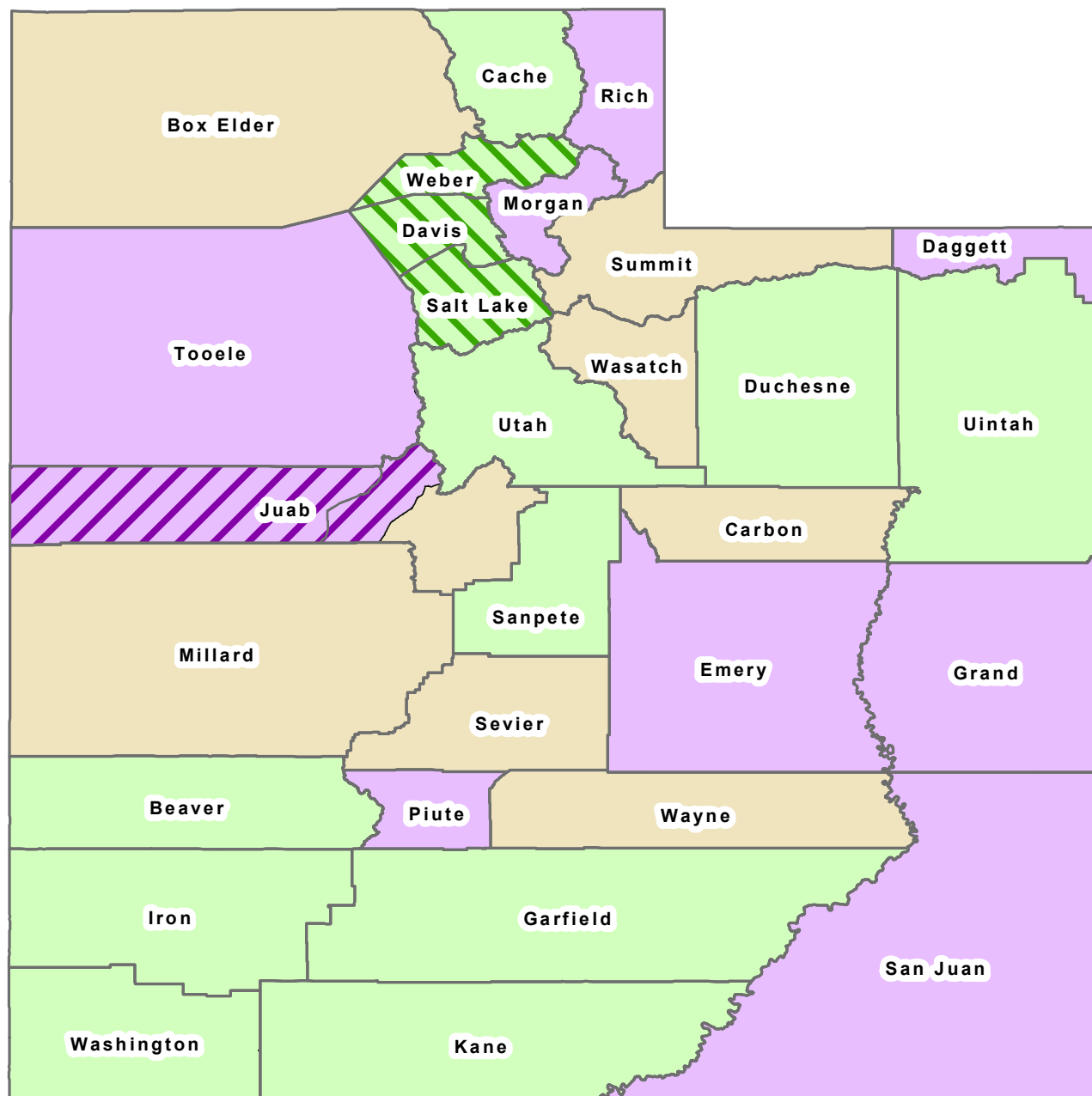


Utah Primary Care HPSAs¹ by County and Type of HPSA

-  Geographic area, full-county
Population-to-provider ratio \geq 3500:1
-  Geographic area, partial-county
Population-to-provider ratio \geq 3500:1 using census county division (CCDs) or census tract (CTs) groups
-  Low-income population, full-county
Low-income population-to-provider ratio \geq 3000:1
AND % of low-income population \geq 30%
-  Low-income population, partial-county
Low-income population-to-provider ratio \geq 3000:1
AND % of low-income population \geq 30%
-  Undesignated
Undesignated areas or counties are reviewed regularly to determine if area or county qualifies for HPSA designation

For further information, please contact:

Shelly Phillips, Research Analyst
Office of Primary Care & Rural Health
3760 Highland Drive - Fourth Floor
P.O. Box 142005
Salt Lake City, Utah 84114-2005
(801) 273-6621 office
(801) 273-4146 fax
shellyphillips@utah.gov
<http://health.utah.gov/primarycare>



¹ A HPSA is a Health Professional Shortage Area. A primary care HPSA is a measure of the shortage of primary care providers serving the medically underserved in a county, a group of census tracts, or a group of county civil divisions. A HPSA is updated every 3 years.